

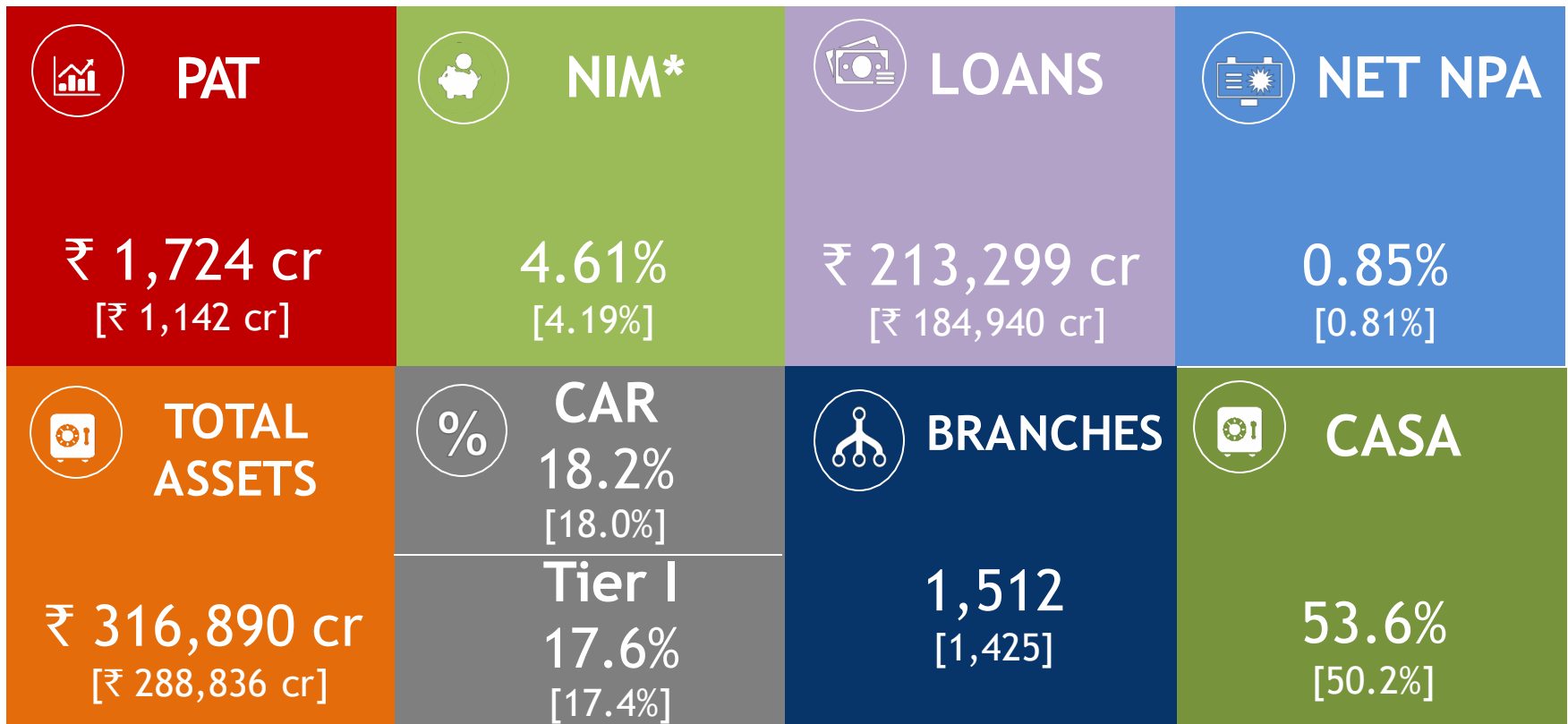
EARNINGS UPDATE Q2FY20

Presentation on financial results for the period ended September 30, 2019

October 22, 2019



Standalone Highlights Q2FY20



Figures in [brackets] are Q2FY19 numbers

* Doesn't include dividend income and interest on income-tax refund

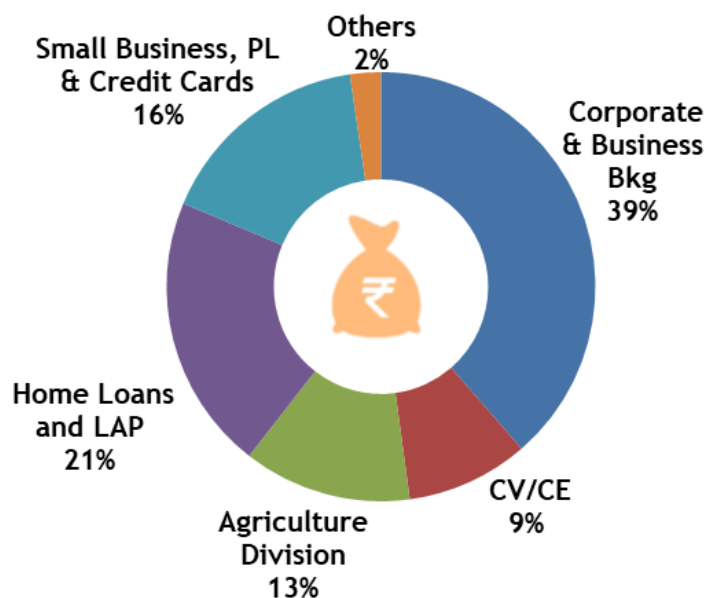
Profit and Loss Account



₹ cr	Q2FY 20	Q2FY 19	Q1FY 20	FY 19
Net Interest Income	3,350	2,676	3,161	11,206
Other Income	1,224	1,218	1,317	4,657
<i>Fee and Services</i>	1,162	1,032	1,162	4,287
<i>Others</i>	62	186	155	370
Net Total Income	4,574	3,894	4,478	15,863
Employee Cost	915	745	902	3,159
Other Operating Expenses	1,150	1,054	1,177	4,356
Operating Expenditure	2,065	1,799	2,079	7,515
Operating Profit	2,509	2,095	2,399	8,348
Provision On Adv/Receivables (net)	398	221	273	976
Provision On Investments	10	133	44	(14)
Provision & Contingencies	408	354	317	962
PBT	2,101	1,741	2,082	7,386
Provision For Tax	377	599	722	2,521
PAT	1,724	1,142	1,360	4,865

Advances

30-Sep-19 (₹ 213,299 cr)



Advances

₹ cr	30-Sep-19	30-Sep-18	30-Jun-19
Corporate & Business Banking	82,374	76,647	81,418
CV/CE	19,688	17,048	19,910
Agriculture Division	27,068	22,425	25,986
Home Loans and LAP	44,371	36,064	42,243
Small Business, PL & Credit Cards	34,852	29,039	33,719
Others	4,946	3,717	4,754
Total Advances	213,299	184,940	208,030

Asset Quality & Specific Sectors Exposure



Asset Quality

₹ cr	30-Sep-19	30-Sep-18	30-Jun-19
GNPA	5,034	4,033	4,614
NNPA	1,811	1,501	1,524
GNPA (%)	2.32%	2.15%	2.19%
NNPA (%)	0.85%	0.81%	0.73%
PCR (excl technical w/off)	64.0%	62.8%	67.0%

- SMA2 outstanding - ₹ 431 cr
- 0.20% of net advances

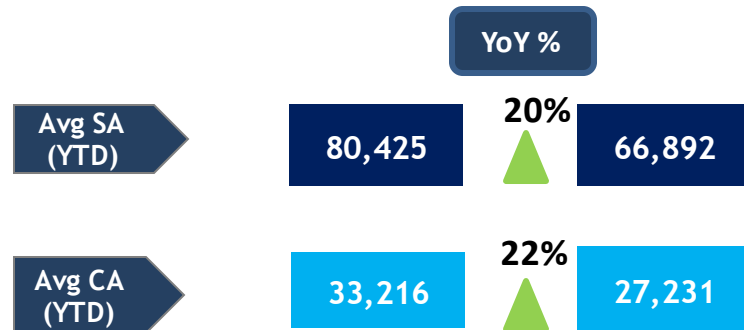
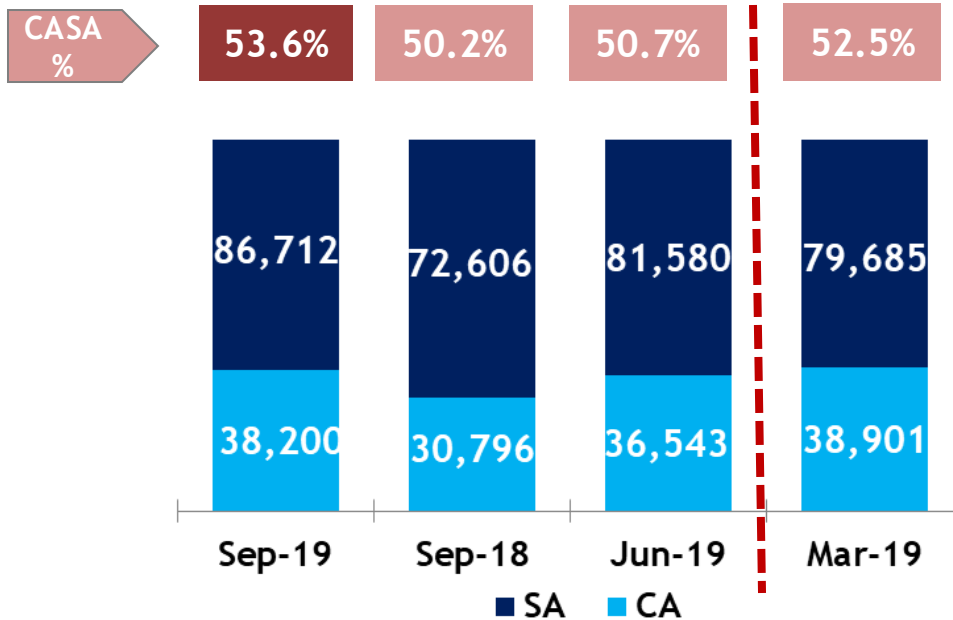
Specific Sectors as per Basel III

Outstanding* (₹ cr)	30-Sep-19	%	30-Sep-18	%	30-Jun-19	%
NBFCs	10,964	4.0%	13,018	5.2%	11,466	4.2%
:Of which HFC	3,563	1.3%	3,667	1.5%	3,715	1.4%
CRE (excl LRD)	5,609	2.0%	4,564	1.8%	4,468	1.6%
LRD	4,296	1.6%	3,176	1.3%	4,417	1.6%
Total	276,402		249,816		274,254	

*Loans, non-SLR investments, bank balances, current exposure and non-fund

Deposits

CASA (₹ cr)



Highlights

- CASA and TDs below ₹ 5 cr constitute 86% (PY: 79%) of total deposits
- TDs below ₹ 1 cr were ₹ 62,430 cr (PY: ₹ 49,743 cr)
- TD Sweep: 7.1% (PY: 6.6%) of total deposits
- Cost of SA for Q2FY20: 5.37% (Q2FY19: 5.65%)
- 1,512 branches as on 30th Sep, 2019

Balance Sheet



₹ cr	30-Sep-19	30-Sep-18	30-Jun-19
Capital & Reserves and Surplus	45,912	40,103	44,290
Deposits	233,071	205,830	232,931
CA	38,200	30,796	36,543
SA	86,712	72,606	81,580
<i>Term Deposits</i>	108,159	102,428	114,808
<i>Of which: TD Sweep</i>	16,548	13,541	16,375
Borrowings	26,665	32,584	27,242
Other Liabilities and Provisions	11,242	10,319	10,646
Total Liabilities	316,890	288,836	315,109

₹ cr	30-Sep-19	30-Sep-18	30-Jun-19
Cash, Bank and Call	17,780	24,598	18,839
Investments	74,331	67,915	77,259
<i>Government Securities</i>	60,969	55,944	64,532
<i>Others</i>	13,362	11,971	12,727
Advances	213,299	184,940	208,030
Fixed Assets and Other Assets	11,480	11,383	10,981
Total Assets	316,890	288,836	315,109



New Features

Q2FY20

91%

• Recurring Deposit sourced digitally

72%

• Fixed Deposit sourced digitally

74%

• Mobile Banking growth YoY* (volume)



• Tracking of deliverables i.e. chequebooks, Credit/Debit Cards, PINs etc. through Keya Chatbot



• Cardless Cash Withdrawal (IMT) option through Net & Mobile



• Cab booking through OLA on Mobile banking



• Loan only customer login & Loan section for viewing loan details



• Bill Pay section revamp on Net & Mobile



• Launched End to End digital sourcing for Secured Credit card
• 30% Contribution through Digital in Salaried Personal Loans

31%

• YoY growth in monthly active users on Mobile Banking

81%

• Mobile banking customers are ONLY on mobile app

20X

• Logins on mobile banking compared to Net Banking

~6.3X

Increase in Keya chatbot users since Jan 2019

~1.5X

• QoQ increase for Digital Home Loans disbursements

Key Highlights



2.3X growth of volumes over Q2FY19



~10X growth of registered UPI merchant base in Q2FY20 v/s Q2FY19



KayMall

1.4X Volume Growth for KayMall in Q2FY20 v/s Q2FY19 (mCommerce & eCommerce)

Key Trends



Open Banking has enabled 49 new API relationships YTD Q2FY20



Consumer UPI P2M (Peer to Merchant) Checkouts have grown 6.4X in Q2FY20 over Q2FY19



Unique UPI Monthly Transacting Customers have grown 2.4X (Sept'19 v/s Sept'18)



Kotak Securities



53% growth
YoY in Online
Total ADV



12% growth
YoY in Mobile
Cash ADV



110%
growth YoY in
Mobile Total
ADV



Kotak Life Insurance



Kotak General Insurance

90%

Individual Policies sourced in Q2FY20 through Genie (Tablet based end to end sales solution)

95%

Business (sales in Q2FY20) comes through Genie for BANCA channel

96%

Applications shared via digital medium in Q2FY20 (On-board advisors provided with Mobility solution digitally)

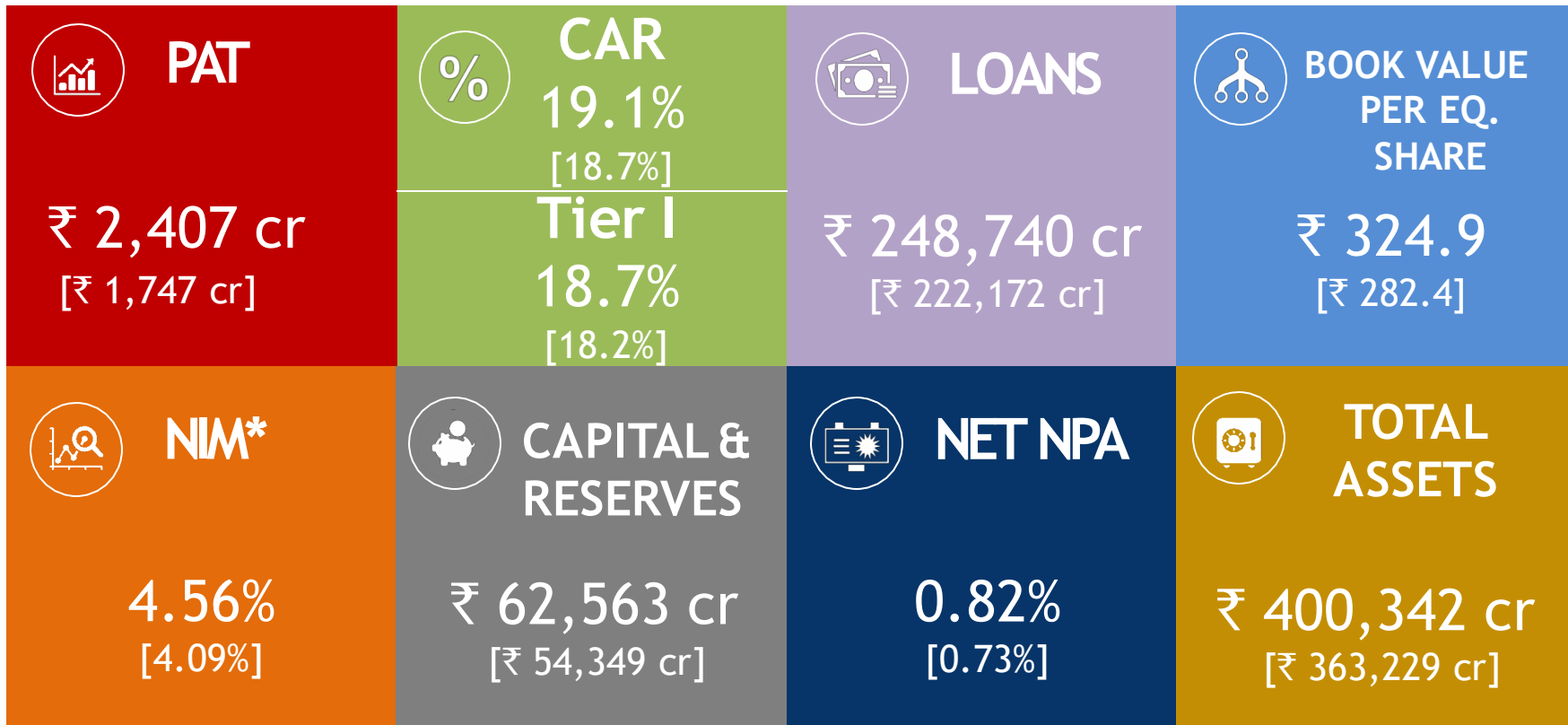
82%

Active Life Advisors till YTD Sept 19 uses Smart sell (Pre Marketing, engagement and productivity app)

37%

YoY growth
in volume
of digital
business

Consolidated Highlights Q2FY20



Figures in [brackets] are Q2FY19 numbers

* Doesn't include dividend income and interest on income-tax refund

Financial results have been prepared under Indian Generally Accepted Accounting Principles

Consolidated PAT



₹ cr	Q2FY 20	Q2FY 19	Q1FY 20	FY 19
Kotak Mahindra Bank	1,724	1,142	1,360	4,865
Kotak Mahindra Prime	172	157	153	599
Kotak Mahindra Investments	67	45	63	207
Kotak Securities	149	112	110	452
Kotak Mahindra Capital	1	14	45	63
Kotak Mahindra Life Insurance	144	127	134	507
Kotak AMC and TC	85	52	73	255
International Subsidiaries	34	47	29	148
Others	22	13	17	67
Total	2,398	1,709	1,984	7,163
Affiliates and Others	9	38	(52)	41
Consolidated PAT	2,407	1,747	1,932	7,204

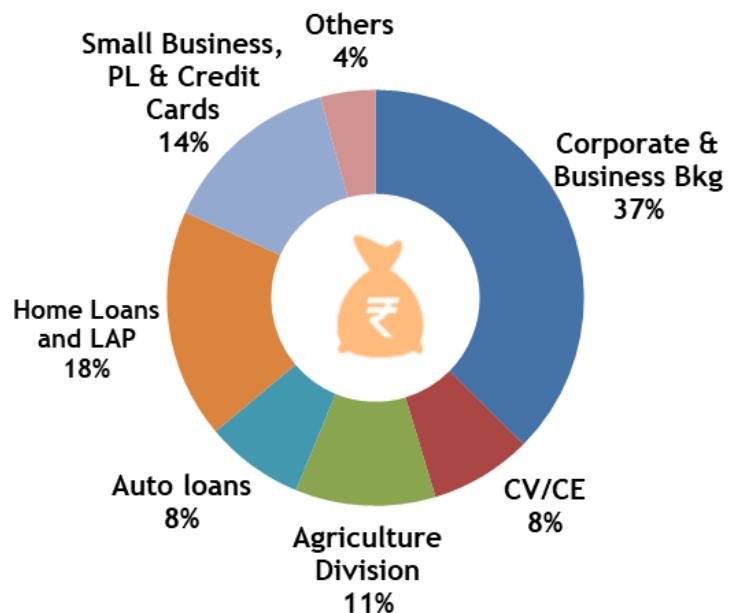
Entity wise Capital & Reserves and Surplus



₹ cr	30-Sep-19	30-Sep-18	30-Jun-19
Kotak Mahindra Bank	45,912	40,103	44,290
Kotak Mahindra Prime	5,740	5,112	5,568
Kotak Mahindra Investments	1,719	1,476	1,652
Kotak Securities	4,238	3,768	4,089
Kotak Mahindra Capital	589	548	588
Kotak Mahindra Life Insurance	3,023	2,482	2,879
Kotak AMC and TC	708	432	623
Kotak Infrastructure Debt Fund	364	337	356
Kotak Mahindra General Insurance	183	126	146
International Subsidiaries	1,097	987	1,035
Kotak Investment Advisors	353	354	351
Other Entities	250	185	231
Total	64,176	55,910	61,808
Affiliates	949	921	941
Inter-company and Others	(2,562)	(2,482)	(2,518)
Consolidated Capital & Reserves and Surplus	62,563	54,349	60,231

Consolidated Advances

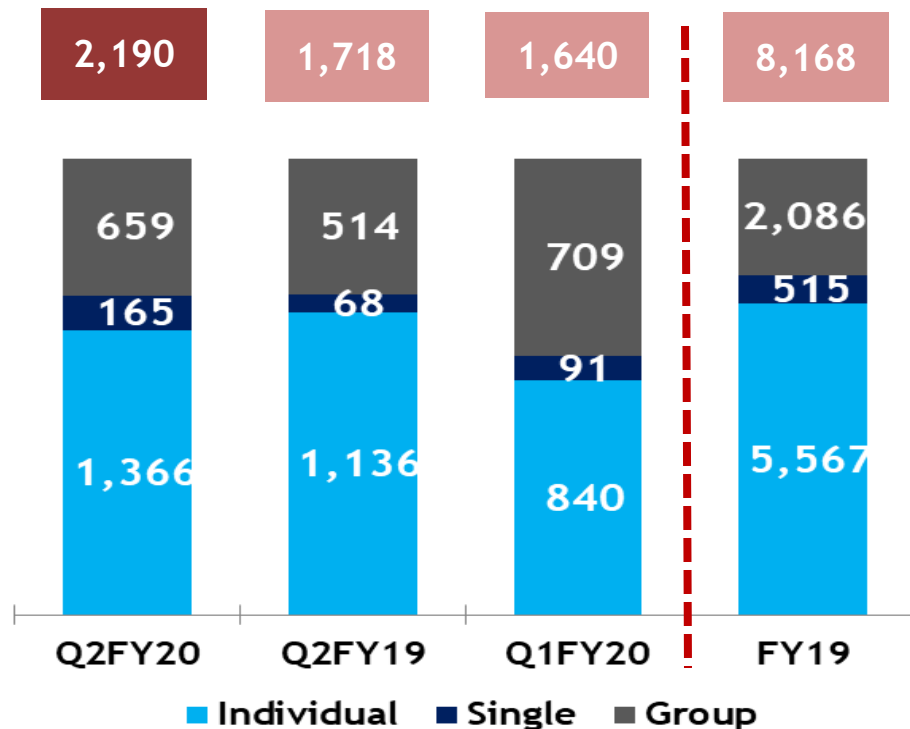
30-Sep-19 (₹ 248,740 cr)



Consolidated Advances

₹ cr	30-Sep-19	30-Sep-18	30-Jun-19
Corporate & Business Banking	93,113	85,894	92,092
CV/CE	19,688	17,048	19,910
Agriculture Division	27,068	22,425	25,986
Auto loans	19,055	20,784	19,574
Home Loans and LAP	44,371	36,064	42,243
Small Business, PL & Credit Cards	34,852	29,056	33,719
Others	10,593	10,902	11,466
Total Advances	248,740	222,172	244,990

Gross Written Premium (₹ cr)



Highlights

- Gross Written Premium growth 27.5% YoY
- Renewal Premium growth 21.7% YoY
- AUM as on Sep 30, 2019: ₹ 30,358 cr, growth of 26.4% YoY
- 13th & 61st Month persistency increased to 88.1% and 61.5% respectively for Q1FY20 (Q1FY19: 86.6% & 62.2% respectively)

₹ cr	Q2FY 20	Q2FY 19	Q1FY20	FY 19
Capital	562	562	562	562
Other Reserves and Surplus	2,461	1,920	2,317	2,183
Total Premium	2,190	1,718	1,640	8,168
Profit After Tax (Shareholders')	144	127	134	507
Solvency Ratio (x)	3.06	3.10	3.02	3.02

Kotak Securities (₹ cr)	Q2FY20	Q2FY19	Q1FY20	FY19
Total Income	407	407	411	1,582
Profit Before Tax	181	169	168	680
Profit After Tax	149	112	110	452
Market Share* (%) (YTD)	1.7	2.5	1.7	2.6

*excluding BSE Derivative segment

Market Share in Cash Segment H1FY20 - 9.4% (H1FY19 - 8.7%)

1,426 branches, franchises and referral co-ordinators

Equity



₹ 900 cr

Varun Beverages

Qualified Institutional Placement



POWER TRANSMISSION LIMITED

₹ 306 cr

KALPATARU POWER TRANSMISSION LTD.

Block Deal

Advisory



₹ 1,380

Acquisition of Linde's South India business by Air Water Inc. (Japan)



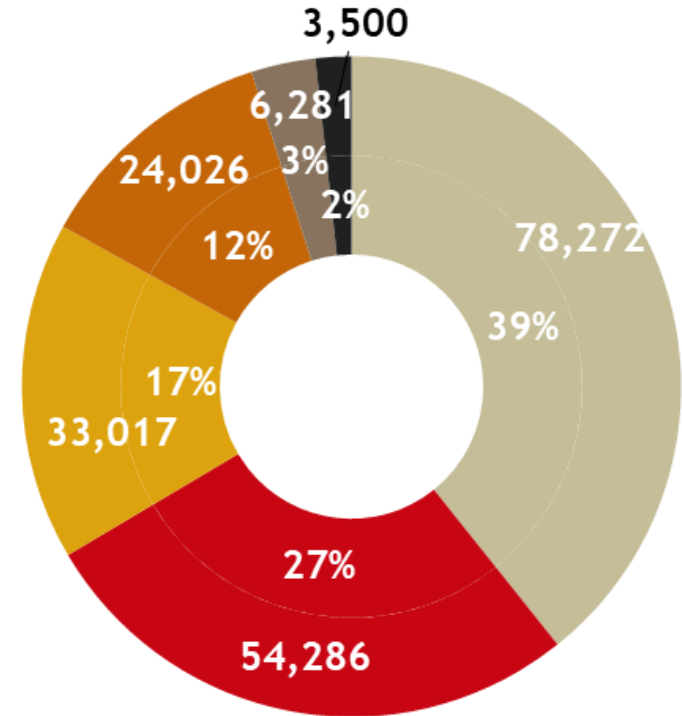
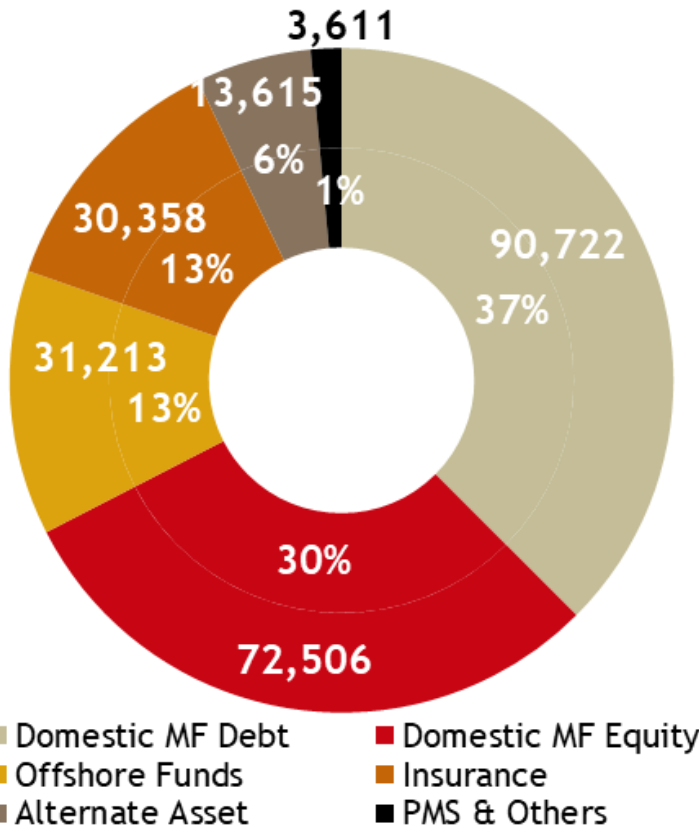
₹ 435 cr

Merger of PHCPL (subsidiary) with Phoenix Mills Limited

KMCC (₹ cr)	Q2FY20	Q2FY19	Q1FY20	FY19
Total Income	24	43	93	176
Profit Before Tax	(1)	21	65	93
Profit After Tax	1	14	45	63

Sep 30, 2019

Sep 30, 2018



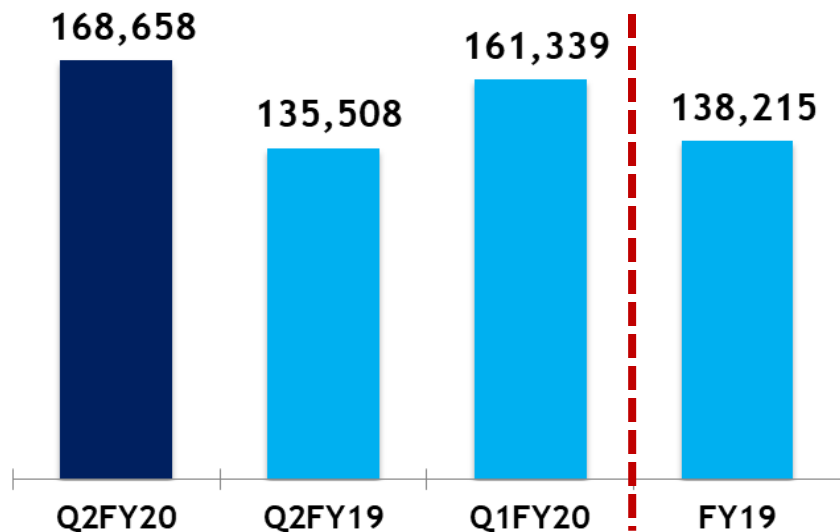
 **AUM ₹ 242,025 cr**

21%

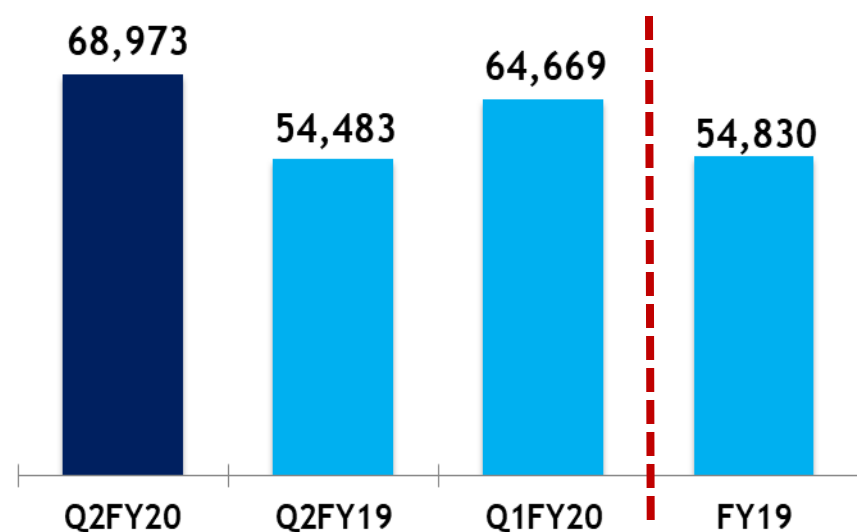

 **AUM ₹ 199,382 cr**

Relationship Value of Wealth + Priority as at Sep 30, 2019 ~ ₹ 295,000 cr (PY: ~ ₹ 248,000 cr)

Average Assets Under Management (₹ cr) - Overall



Average Assets Under Management (₹ cr) - Equity

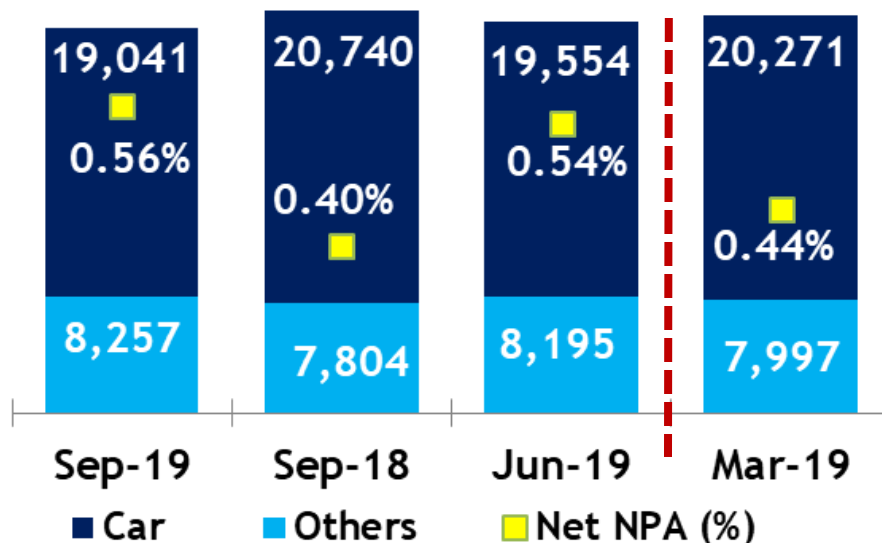


₹ cr	Q2FY20	Q2FY19	Q1FY20	FY19
Profit Before Tax	104	79	111	388
Profit After Tax	85	52	73	255

Highlights

- Overall Ranking on AAUM improved to 6th in Q2FY20 (Q2FY19: 7th)
- Overall Market share on AAUM rose to 6.6% in Q2FY20 (Q2FY19: 5.5%)
- Equity AAUM market share rose to 4.6% in Q2FY20 (Q2FY19: 4.0%)
- Launched equity NFO 'Kotak Focused Equity Fund' in Jul-19; Amount collected ₹ 1,159 cr

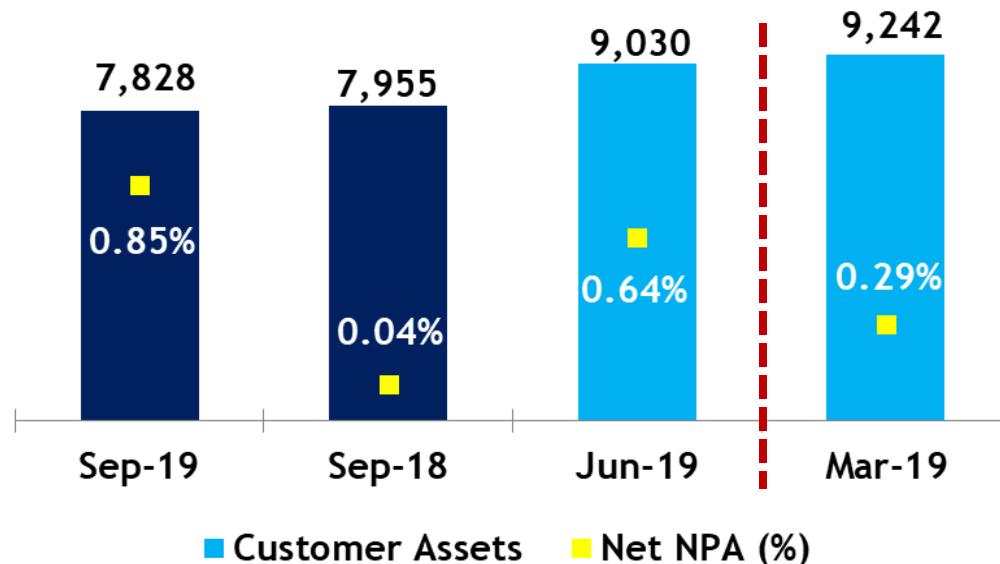
Customer Assets* (₹ cr) & NNPA (%)



₹ cr	Q2FY20	Q2FY19	Q1FY20	FY19
NII	305	266	299	1,104
Other Income	64	87	63	288
NII and Other Income	369	355	362	1,392
Profit Before Tax	234	238	235	905
Profit After Tax	172	157	153	599
CAR (%) (incl unaudited profits)	21.0			
ROA (%) - annualised	2.3			

* Includes loans and credit substitutes

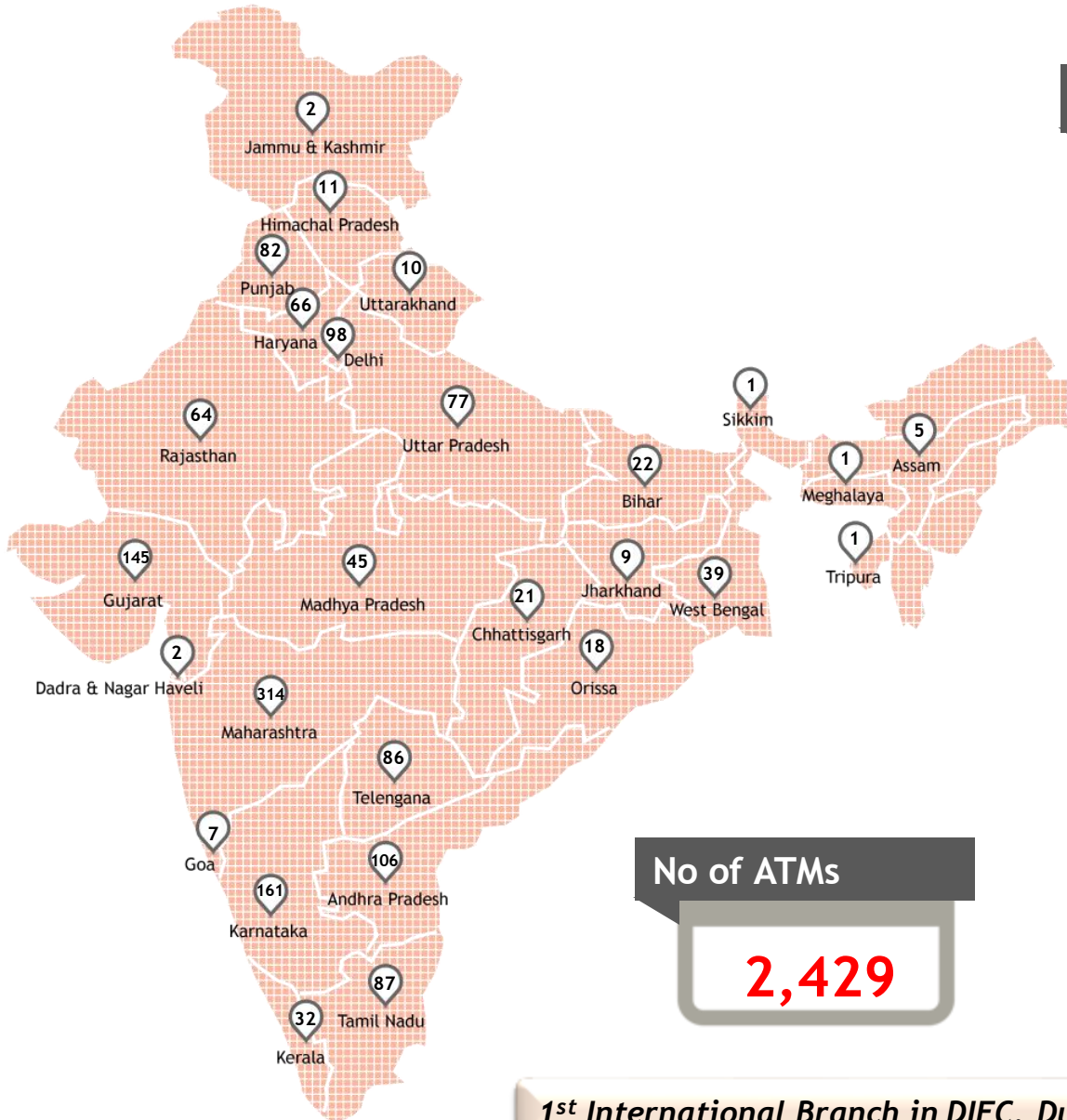
Customer Assets* (₹ cr) & NNPA (%)



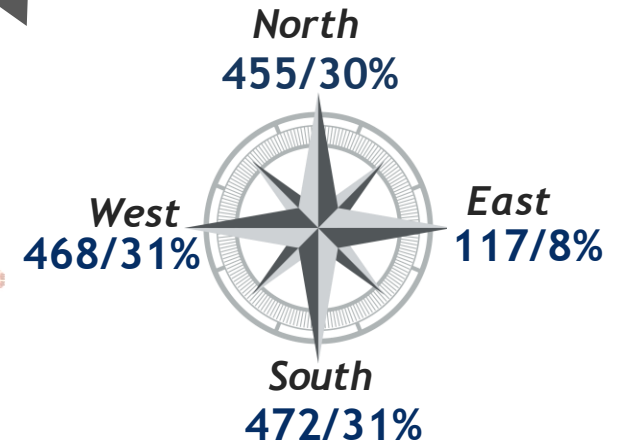
₹ cr	Q2FY20	Q2FY19	Q1FY20	FY19
NII	89	60	86	290
Other Income	23	25	28	97
NII and Other Income	112	85	114	387
Profit Before Tax	87	70	94	316
Profit After Tax	67	45	63	207
CAR (%) (incl unaudited profits)	22.4			
ROA (%) - annualised	2.8			

* Includes loans and credit substitutes

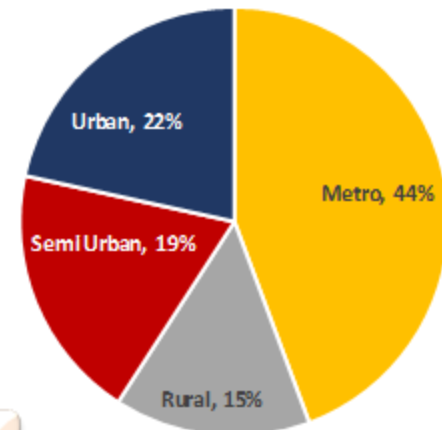
Geographical Presence



Branches 1,512 [No./%]



Branch Classification



No of ATMs

2,429

1st International Branch in DIFC, Dubai

Bank Awards & Recognition



Magna Awards 2019 by Business world

- Best Mid- Size Bank
- Fastest growing Mid size Bank

Best Domestic Bank AsiaMoney Best bank Awards 2019

The Asian Banker Transaction Banking Awards, 2019:

- Best Cash Management Bank
- Best Productivity, Efficiency and Automation Initiative, Application or Programme - Kotak Bank 'Smart Collect'

DMA Asia Awards - Gold Awards :

- 811 #IndiaInvited
- Best Integrated Campaign
- Financial Services
- 811 #BenchofUnity
- Best Integrated Campaign (Social Media)

Global Customer Engagement Awards 2019 - Gold Awards :

- Digital Marketing category
- #NoOneLikeMom Campaign video

India Banking Summit & Awards 2019

- Best product Innovator of the year for Whatsapp Banking
- Best Customer Service Provider of the Year

Icon of Indigenous Excellence 2nd Annual Economic Times Iconic Brand Summit 2018

Best Mid-Size Bank Business Today Best Banks Awards 2018

811 & Biometric-Most Innovative Product, 2018 IBAs Banking Technology Awards

FE India's Best Bank Awards Best Savings Bank Product

Best Technical innovation Indian Banking Summit & Awards 2018

Euromoney Awards for Excellence 2018

- India's Best Bank
- Best Bank in the Emerging Markets in the Euromoney Regional Awards

Banker's Choice Awards

- Best Cash Mgt Bank
- Best Supplier Relationship Mgt
- Best E-commerce Initiative, Application or Programme: "Kotak ALLPAY"

The Asset Triple A Country Awards 2018 Best Acquisition Finance

The Asset Triple A Country Awards 2018 Best Bank, Domestic

The Asset Triple A Awards 2018:

- Best in Treasury and Working Capital-NBFCs, Public Sector
- Best Liquidity Management Solution

Ms. Shanti Ekambaram

The 50 most powerful women by Fortune India

The Most powerful Women in Business 2019 Business Today

Mr. Jaimin Bhatt

CFO Award For Sustained Excellence Over a Decade



Mr. Uday Kotak

Lifetime Achievement Award

Magna Awards 2019 by Businessworld

CEO of the Year Award CNBC-Awaaz CEO Awards 2018

Global Leadership Award USIBC Global Leadership Award

Banker of the Year Businessworld Magna Awards 2018

Awards and Recognition



Euromoney Private Banking and Wealth Management Survey, 2019 Ranked #1

- Best Private Banking Services Overall
- Net worth Specific Services (Ultra HNI, HNI, Super affluent clients)
- Family Office Services
- Research and Asset Allocation Advice
- Philanthropic Advice

PWM/ The Banker Global Private Banking Awards Best Private Bank, India

Ranked #1 in Asian Private Banker's 2018 India Onshore Aum League Table Best Performing Private Bank, India

Banker Global Private Banking Awards 2018 Best Performing Private Bank, India

Euromoney Private Banking Survey, 2018 Best Performing Private Bank, India



2019 Finance Asia Country Awards Best Broker

Gold at ACEF for Email marketing & successful of technology

Early adopter of Analytics Machine conference 2018

- Asiamoney Best Bank Awards 2018 (India)**
- Best for Overall Country Research (Brokers Poll 2018)
 - Best Local Brokerage (Brokers Poll 2018)
 - Best Analyst - 6 Awards
 - Best Strategist
 - Best Economist

Best Brokerage, India The Asset Triple A Country Awards, 2018



Thomson Reuters Lipper India 2019 fund Awards - India Fund Award for Kotak Equity Arbitrage Fund Regular Plan-Growth Option (5 yrs & 10 yrs)

- CNBC TV 18 for the year 2018:**
- Best Mutual Fund House
 - Best Corporate Bond
 - Best Debt Mutual Fund House
 - Best ETF of the year
 - Best Arbitrage Fund

Best Value Creator Fund Debt : Business Today - Money Today Financial Awards 2018-2019 Corporate Bond Fund

2019 CIO100 Award



The Asset Triple A Country Awards 2018 Best M&A India - Tata Chemicals US\$400mn Sale of the urea business to Yara International

Investment Bank of the year 2018 - M&A Award VC Circle

This presentation is for information purposes only and does not constitute an offer, solicitation or advertisement with respect to the purchase or sale of any security of Kotak Mahindra Bank Limited (the “Bank”) and no part of it shall form the basis of or be relied upon in connection with any contract or commitment whatsoever. No offering of securities of the Bank will be made except by means of a statutory offering document containing detailed information about the Bank.

This presentation is not a complete description of the Bank. Certain statements in the presentation contain words or phrases that are forward looking statements. All forward-looking statements are subject to risks, uncertainties and assumptions that could cause actual results to differ materially from those contemplated by the relevant forward looking statement. Any opinion, estimate or projection herein constitutes a judgment as of the date of this presentation, and there can be no assurance that future results or events will be consistent with any such opinion, estimate or projection. The information in this presentation is subject to change without notice, its accuracy is not guaranteed, it may be incomplete or condensed and it may not contain all material information concerning the Bank. We do not have any obligation to, and do not intend to, update or otherwise revise any statements reflecting circumstances arising after the date of this presentation or to reflect the occurrence of underlying events, even if the underlying assumptions do not come to fruition.

All information contained in this presentation has been prepared solely by the Bank. No information contained herein has been independently verified by anyone else. No representation or warranty (express or implied) of any nature is made nor is any responsibility or liability of any kind accepted with respect to the truthfulness, completeness or accuracy of any information, projection, representation or warranty (expressed or implied) or omissions in this presentation. Neither the Bank nor anyone else accepts any liability whatsoever for any loss, howsoever, arising from any use or reliance on this presentation or its contents or otherwise arising in connection therewith. This presentation may not be used, reproduced, copied, distributed, shared, or disseminated in any other manner.

The distribution of this document in certain jurisdictions may be restricted by law and persons into whose possession this presentation comes should inform themselves about, and observe, any such restrictions.

Figures for the previous period/ year have been regrouped wherever necessary to conform to current period’s / year’s presentation. Totals in some columns/ rows may not agree due to rounding off.

Contact

Jaimin Bhatt / Nimesh Kampani

Kotak Mahindra Bank Limited

Tel: +91 22 61660000

E-mail: investor.relations@kotak.com