

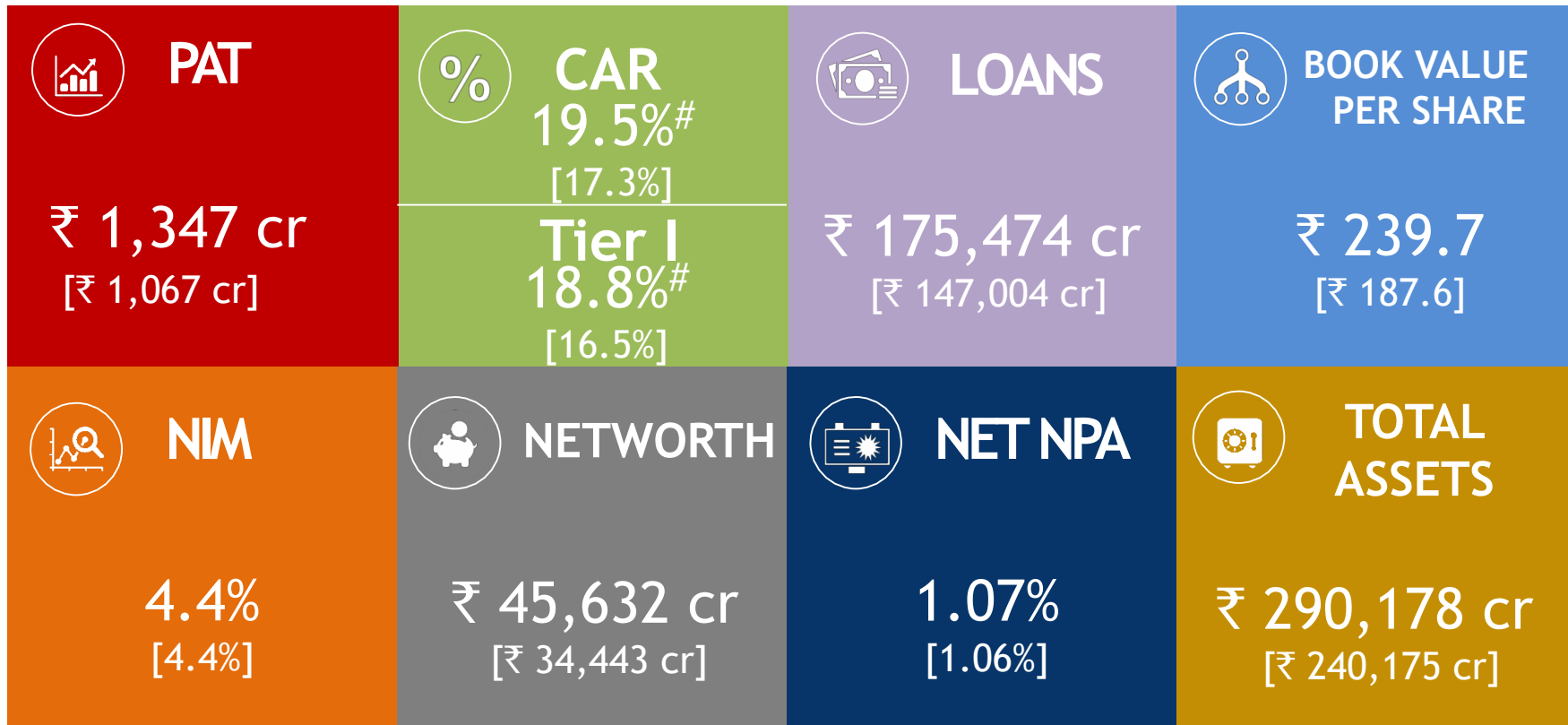
# EARNINGS UPDATE Q1FY18

Presentation on financial results for the period ended June 30, 2017

July 20, 2017



# Consolidated Highlights Q1FY18



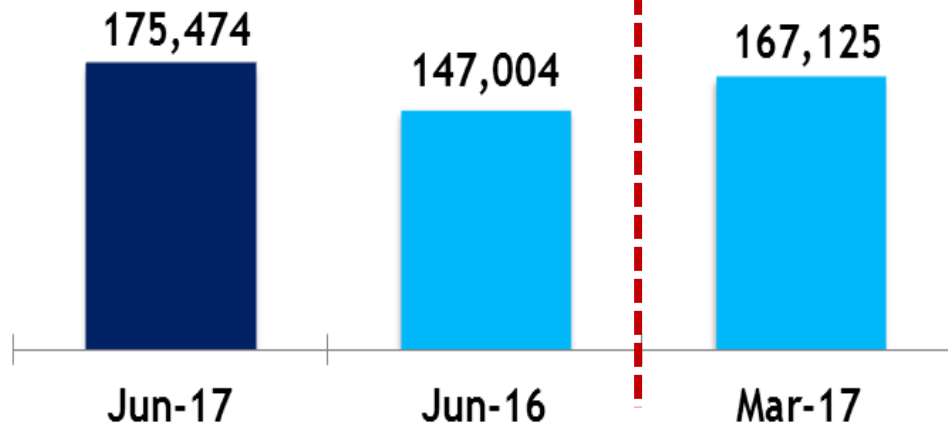
Figures in [brackets] are Q1FY17 numbers

# As per Basel III, including unaudited profits. Excluding profits CAR 19.0%, Tier I 18.3% (CAR 16.8% and Tier I 16.0%)

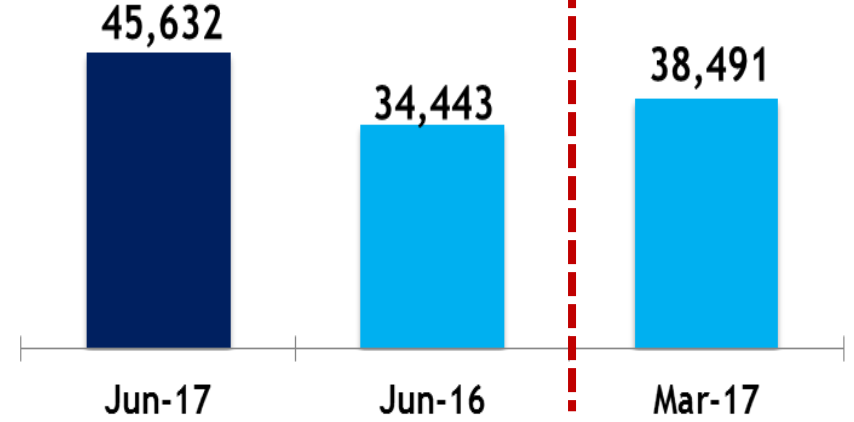
- Raised ₹ 5,803 cr through a QIP Issuance at ₹ 936 per share
- Agreed to acquire Old Mutual 26% Stake in Kotak Life, awaiting regulatory approvals
- Regulatory approvals received to acquire BSS Microfinance
- KMP launched consumer durable financing business
- KIDF (Infra development fund) commenced operations
- Group Assets Under Management crossed ₹ 150,000 cr

# Consolidated Key Financials

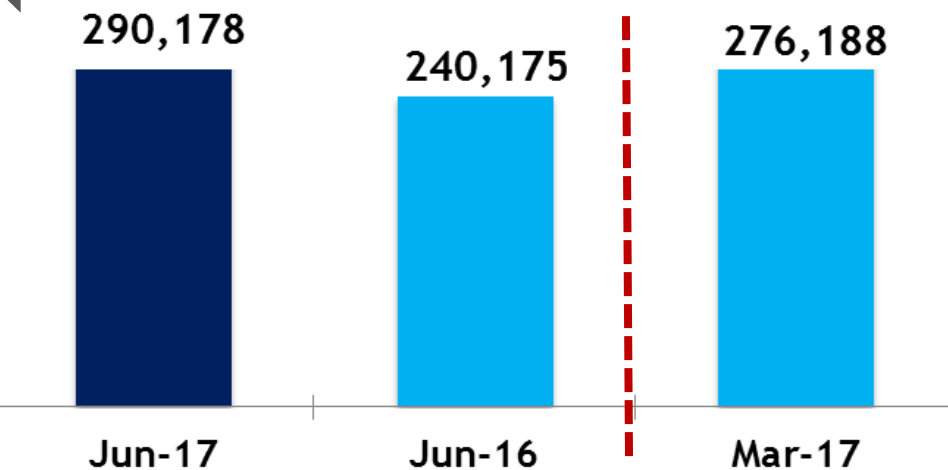
 Advances [₹ cr]



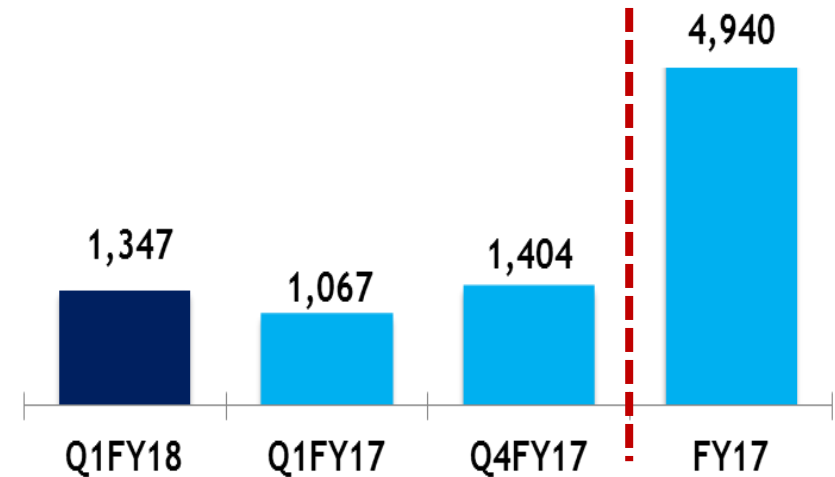
 Networth [₹ cr]



 Total Assets [₹ cr]

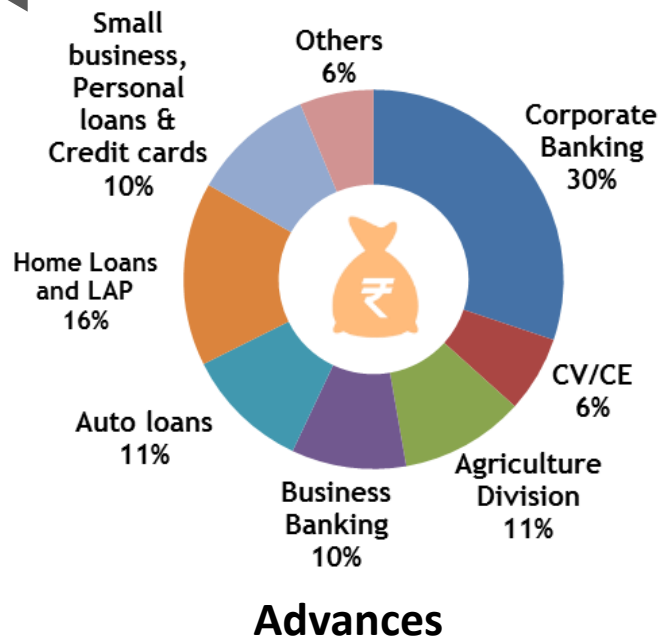


 PAT [₹ cr]



# Consolidated Customer Assets

30-Jun-17 (₹ 175,474 cr)



## Advances

## Customer Assets

₹ cr	30-Jun-17	30-Jun-16	31-Mar-17
Corporate Banking	52,479	42,732	48,220
CV/CE	11,442	8,454	10,827
Agriculture Division	18,563	16,365	18,969
Business Banking	17,527	16,990	17,884
Auto loans	18,488	16,824	18,330
Home Loans and LAP	27,459	23,479	26,121
Small Business, PL & Credit Cards	18,277	14,701	17,398
Others	11,238	7,459	9,377
<b>Total Advances</b>	<b>175,474</b>	<b>147,004</b>	<b>167,125</b>
Investment Credit Substitutes	9,798	6,665	7,689
<b>Total Customer Assets</b>	<b>185,272</b>	<b>153,669</b>	<b>174,814</b>

# Consolidated PAT



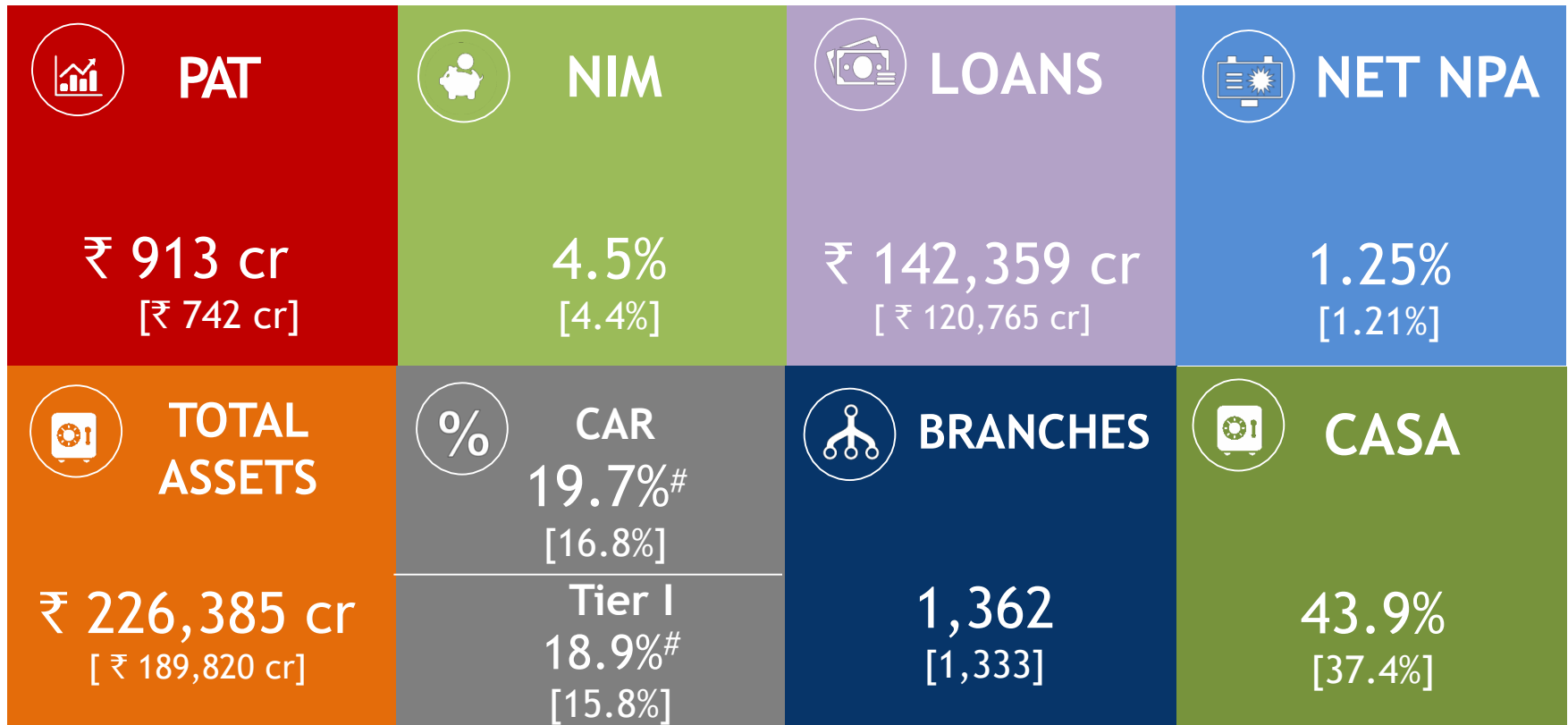
₹ cr	Q1FY18	Q1FY17	Q4FY17	FY17
Kotak Mahindra Bank	913	742	976	3,411
Kotak Mahindra Prime	132	120	133	515
Kotak Mahindra Investments	45	40	56	196
Kotak Securities	125	60	121	361
Kotak Mahindra Capital	5	23	11	46
Kotak Mahindra Old Mutual Life Insurance	103	71	101	303
Kotak AMC and TC	15	19	13	56
International Subsidiaries	17	13	21	86
Others	(1)	2	(12)	(23)
<b>Total</b>	<b>1,354</b>	<b>1,090</b>	<b>1,420</b>	<b>4,951</b>
Minority Interest	(26)	(19)	(26)	(79)
Affiliates and Others	19	(4)	10	68
<b>Consolidated PAT</b>	<b>1,347</b>	<b>1,067</b>	<b>1,404</b>	<b>4,940</b>

# Entity wise Networth



₹ cr	30-Jun-17	30-Jun-16	31-Mar-17
Kotak Mahindra Bank	34,318	24,744	27,616
Kotak Mahindra Prime	4,359	3,832	4,227
Kotak Mahindra Investments	1,082	881	1,038
Kotak Securities	3,121	2,694	2,996
Kotak Mahindra Capital	499	470	493
Kotak Mahindra Old Mutual Life Insurance	1,927	1,593	1,825
Kotak AMC and TC	233	192	229
Kotak Infrastructure Debt Fund	312	-	309
Kotak Mahindra General Insurance	121	115	90
International Subsidiaries	708	649	693
Kotak Investment Advisors	331	282	277
Other Entities	46	43	44
<b>Total</b>	<b>47,057</b>	<b>35,495</b>	<b>39,837</b>
Add: Affiliates	787	683	750
Less: Minority, Inter-company and Others	(2,212)	(1,735)	(2,096)
<b>Consolidated Networth</b>	<b>45,632</b>	<b>34,443</b>	<b>38,491</b>

# Standalone Highlights Q1FY18



Figures in [brackets] are Q1FY17 numbers

# As per Basel III, including unaudited profits. Excluding profits CAR 19.2%, Tier I 18.4% (CAR 16.3% and Tier I 15.3%)



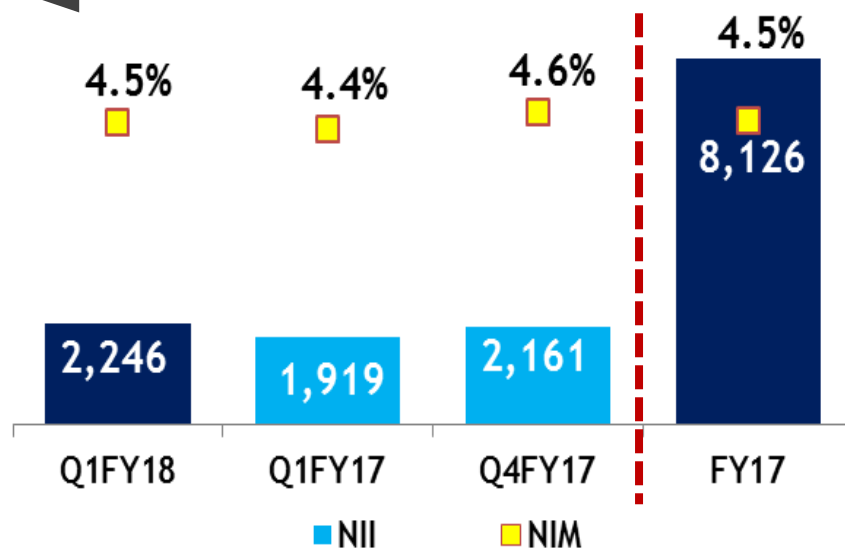
# Profit and Loss Account



₹ cr	Q1FY18	Q1FY17	Q4FY17	FY17
Net Interest Income	2,246	1,919	2,161	8,126
Other Income	907	733	1,003	3,477
<b>Net Total Income</b>	<b>3,153</b>	<b>2,652</b>	<b>3,164</b>	<b>11,603</b>
Employee Cost	706	667	681	2,745
Other Operating Expenses	851*	670	781	2,873
<b>Operating Expenditure</b>	<b>1,557</b>	<b>1,337</b>	<b>1,462</b>	<b>5,618</b>
<b>Operating Profit</b>	<b>1,596</b>	<b>1,315</b>	<b>1,702</b>	<b>5,985</b>
Provision On Advances/Receivables (net)	193	167	252	698
Provision On Investments	11	12	15	139
<b>Provision &amp; Contingencies</b>	<b>204</b>	<b>179</b>	<b>267</b>	<b>837</b>
<b>PBT</b>	<b>1,392</b>	<b>1,136</b>	<b>1,435</b>	<b>5,148</b>
Provision For Tax	479	394	459	1,737
<b>PAT</b>	<b>913</b>	<b>742</b>	<b>976</b>	<b>3,411</b>

\* Includes 811 related marketing and other expenses of ₹63 cr

## NII (₹ cr) and NIM



## Asset Quality

- Restructured loans considered standard ₹ 80 cr; 0.06% of net advances
- SMA2 outstanding - ₹ 305 cr
  - 0.21% of net advances
- Bank has total exposure of ₹ 236 cr to 4 of 12 accounts identified by RBI for insolvency proceedings
  - All 4 accounts inherited from ING Vysya Bank at merger on April 1, 2015
  - Kotak Mahindra Bank on its own had no exposure to any of the 12 accounts
  - Provision well in excess of RBI stipulation

Other Income (₹ cr)	Q1FY18	Q1FY17	Q4FY17	FY17
Fee and Services	805	564	757	2,677
Others	102	169	246	800
<b>Total</b>	<b>907</b>	<b>733</b>	<b>1,003</b>	<b>3,477</b>

# Segment Performance



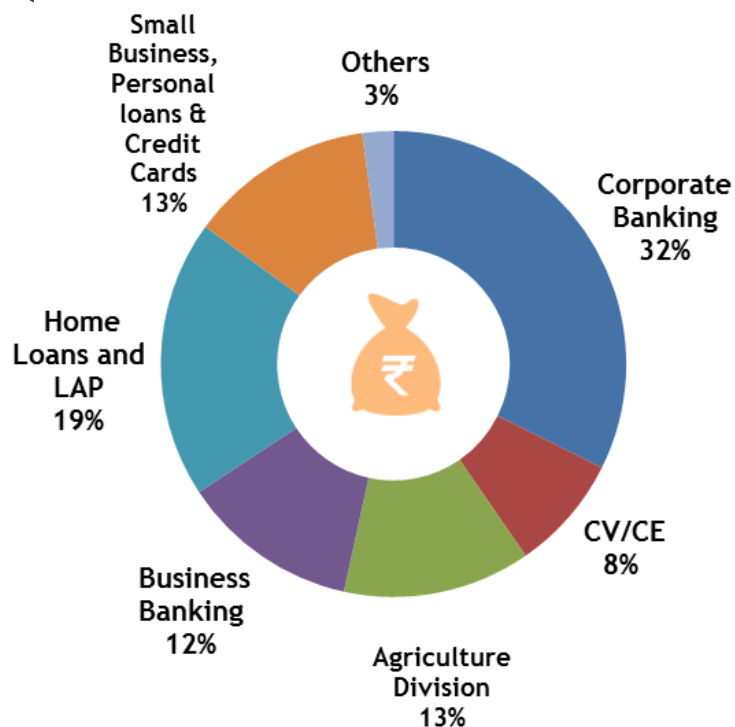
## Bank Segmental PBT

As per RBI (₹ cr)	Q1FY18	Q1FY17	Q4FY17	FY17
Corporate/Wholesale Banking	724	601	738	2,670
Retail Banking	279	250	358	1,195
Treasury, BMU* & Corporate Centre	389	285	339	1,283
<b>Total</b>	<b>1,392</b>	<b>1,136</b>	<b>1,435</b>	<b>5,148</b>

\* Balance Sheet Management Unit

# Customer Assets

30-Jun-17 (₹ 142,359 cr)



## Advances

## Customer Assets

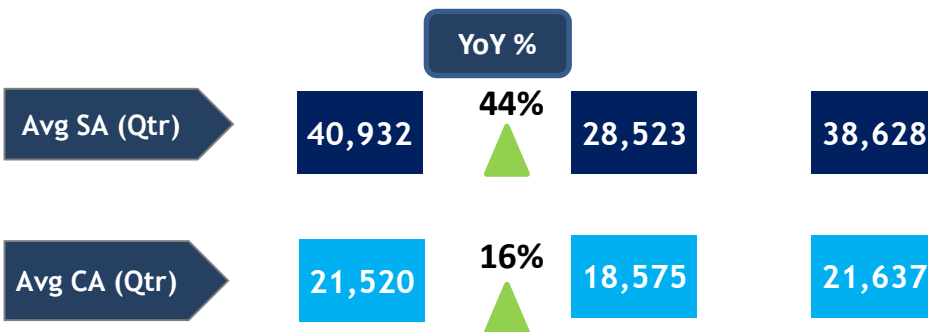
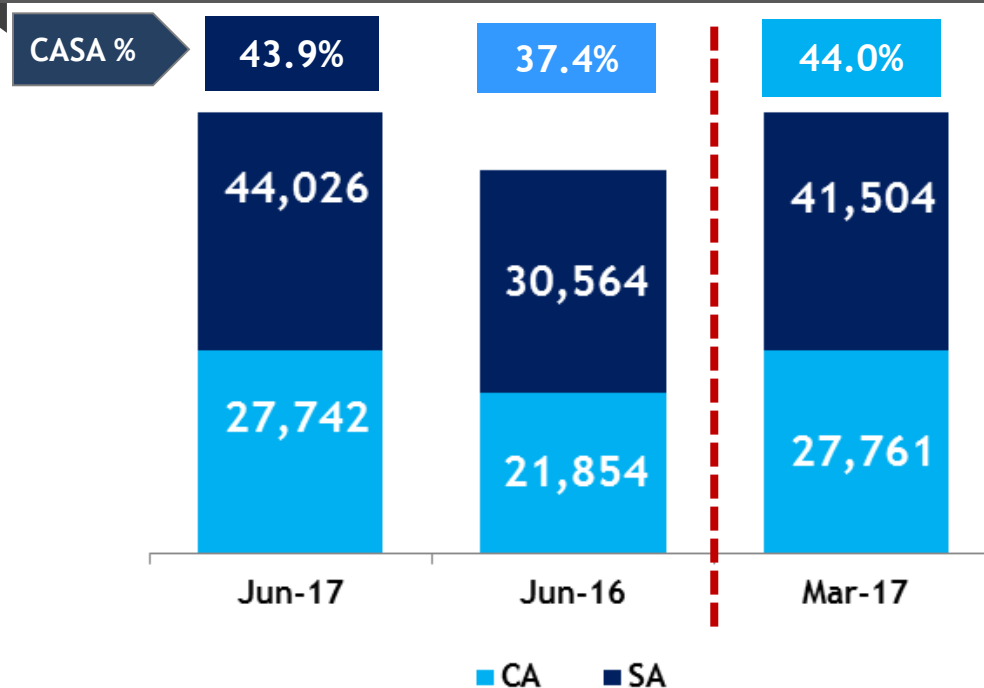
₹ cr	30-Jun-17	30-Jun-16	31-Mar-17
Corporate Banking	46,046	38,067	41,703
CV/CE	11,442	8,454	10,827
Agriculture Division	18,563	16,365	18,969
Business Banking	17,527	16,990	17,884
Home Loans and LAP	27,459	23,479	26,121
Small Business, PL & Credit Cards	18,257	14,684	17,387
Others	3,065	2,726	3,191
<b>Total Advances</b>	<b>142,359</b>	<b>120,765</b>	<b>136,082</b>
Investment Credit Substitutes	9,370	5,897	6,872
<b>Total Customer Assets</b>	<b>151,729</b>	<b>126,662</b>	<b>142,954</b>

## As per segmental classification

₹ cr	30-Jun-17	30-Jun-16	31-Mar-17
Retail	56,528	49,548	55,237
Corporate	85,831	71,217	80,845
<b>Total Advances</b>	<b>142,359</b>	<b>120,765</b>	<b>136,082</b>
Investment Credit Substitutes	9,370	5,897	6,872
<b>Total Customer Assets</b>	<b>151,729</b>	<b>126,662</b>	<b>142,954</b>

# Branches & Deposits

## CASA (₹ cr)



## Highlights

- 1,362 branches as on 30<sup>th</sup> Jun, 2017
- Plan to reach ~1,400 branches by FY18
- CASA and TDs below ₹ 5 cr constitute 74% of total deposits
- TDs below ₹ 1 cr were ₹ 41,456 cr
- TD Sweep deposits 6.8% of the total deposits
- Cost of SA for Q1FY18 - 5.51%

# Balance Sheet



₹ cr	30-Jun-17	30-Jun-16	31-Mar-17
Networth	34,318	24,744	27,616
Deposits	163,518	140,028	157,426
CA	27,742	21,854	27,761
SA	44,026	30,564	41,504
<i>Term Deposits</i>	91,750	87,610	88,161
<i>Of which: TD Sweep</i>	11,126	8,691	10,079
Borrowings	19,696	17,063	21,095
Other Liabilities and Provisions	8,853	7,986	8,453
<b>Total Liabilities</b>	<b>226,385</b>	<b>189,820</b>	<b>214,590</b>

₹ cr	30-Jun-17	30-Jun-16	31-Mar-17
Cash, Bank and Call	19,859	10,527	22,572
Investments	52,251	47,545	45,074
<i>Government Securities</i>	40,980	40,219	36,190
<i>Others</i>	11,271	7,326	8,884
Advances	142,359	120,765	136,082
Fixed Assets and Other Assets	11,916	10,983	10,862
<b>Total Assets</b>	<b>226,385</b>	<b>189,820</b>	<b>214,590</b>

# The 811 Customer

47%

Of 811  
Customers are  
Salaried  
employees

82%

Customers are  
between  
18-35 yrs of  
age



63%

Of 811  
Customers  
come from  
top 20 Cities

9M+

Total  
customers of  
the bank  
exceed 9 mn

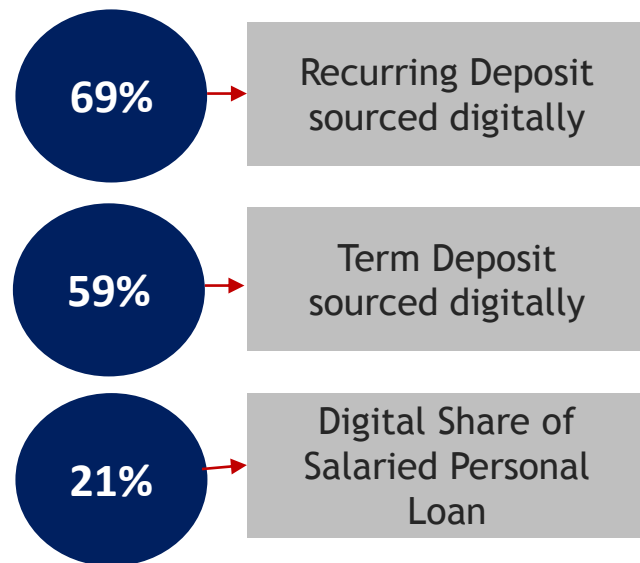
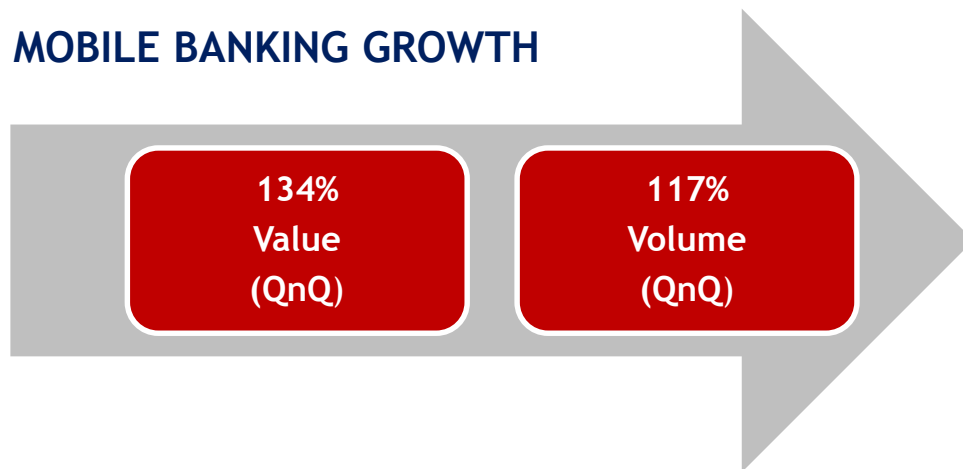
# Digital - Best In Class Experience










**Q1FY18**

Mobile Banking app rated 4.5 on Google Play Store

## MOBILE BANKING GROWTH



**June'17**

 <p>55% of Bank Active are Digitally Active (30<sup>th</sup> Jun 17)</p>	 <p>Mobile Banking login more than 4X of Net Banking</p>	 <p>63% of Mobile banking customers bank ONLY on Mobile App.</p>	 <p>Launched online Consumer durable loans thru FINTECH Tie ups</p>	 <p>Instant Online In-Principle Credit Card Approval / Eligibility</p>	 <p>Instant Online In-Principle Home Loan Approval / Eligibility</p>	 <p>24/7 Real-Time outward paperless online remittance platform</p>
---	--	--	--	--	--	---



## Payments highlights

**811**  
811 – Account Opening through MB

**115%**

Monthly transactions on Mobile was ₹ 6,075 cr in June'17 (Jun'17 v/s Jun'16)

**UPI**  
UPI  
UNIFIED PAYMENTS INTERFACE

**89%**

Payment Gateway transactions Value growth (Jun'17 v/s Jun'16)

**32%**

Payment Gateway volume growth (Jun'17 v/s Jun'16)

**BHARATQR**  
Scan & Pay

**97%**

Online Shopping Payment Gateway transactions from Mobile growth (Jun'17 v/s Jun'16)



## Service Requests

- Digitized scan workflow
- TAT of 4 hours
- 90% SR's Processed in 0-1 Day

## Robotics Process Automation

- Significant reduction in Turn around time for majority of the projects
- Towards Error Free and provides scalability, 24X7



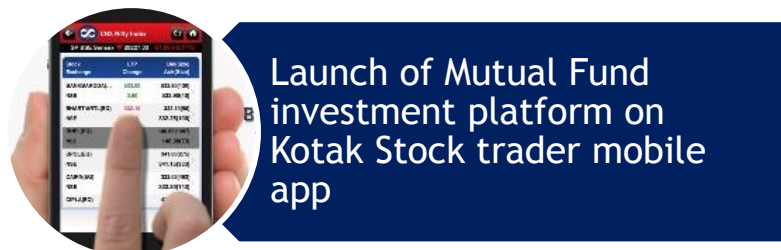
## Digital Branch – Launch 2017

- 24X7 - State of the Art Lobby and Customer Friendly layout
- WIFI, Digital Signages, Quick Service Tablets

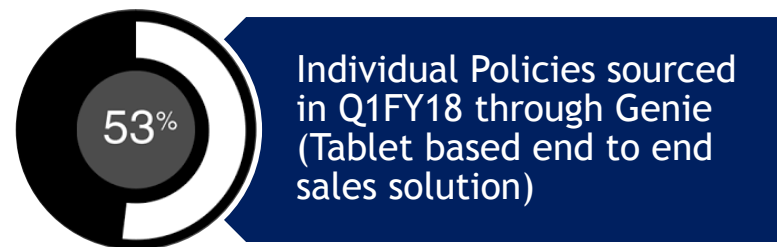


Customer Experience and Journey - Prime drivers for Transformation Projects

## Kotak Securities



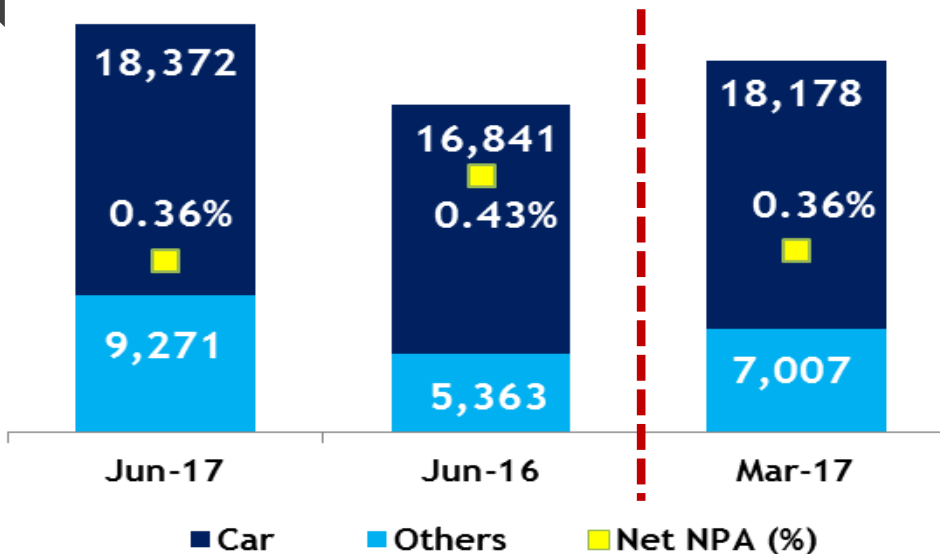
## Kotak Life Insurance



## Kotak General Insurance



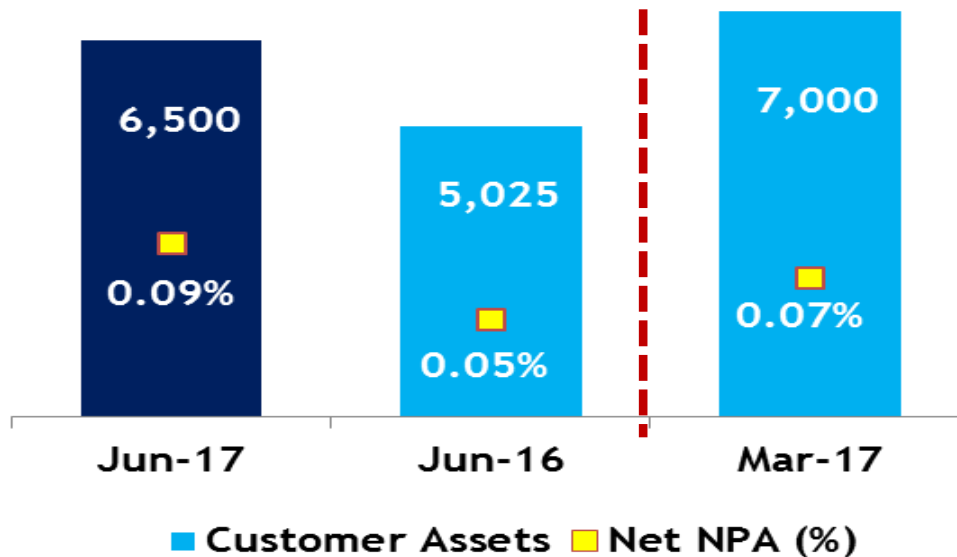
## Customer Assets\* (₹ cr) & NNPA (%)



₹ cr	Q1FY18	Q1FY17	Q4FY17	FY17
NII	272	242	265	1,017
Other Income	57	52	65	225
<b>Total Income</b>	<b>329</b>	<b>293</b>	<b>330</b>	<b>1,242</b>
Profit Before Tax	203	183	203	788
<b>Profit After Tax</b>	<b>132</b>	<b>120</b>	<b>133</b>	<b>515</b>
CAR (%)				17.2
ROA (%) - annualised				2.0

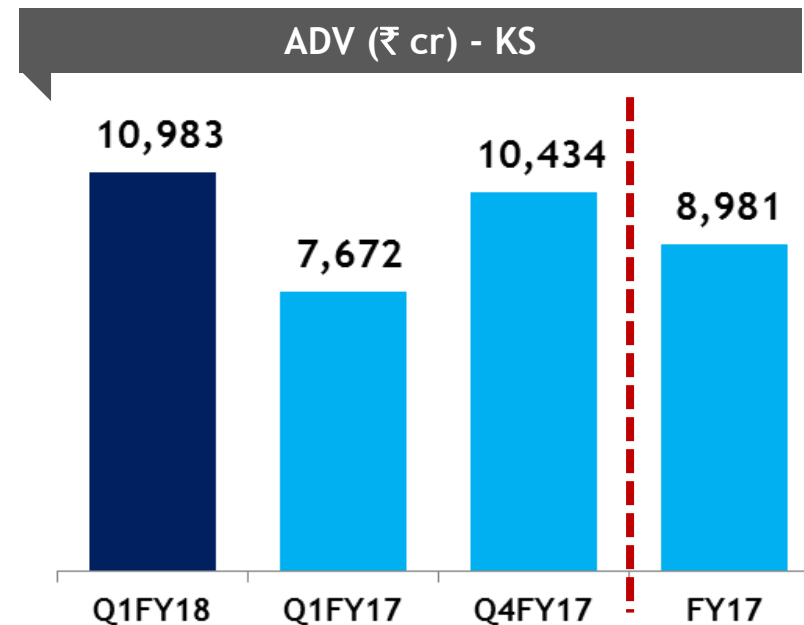
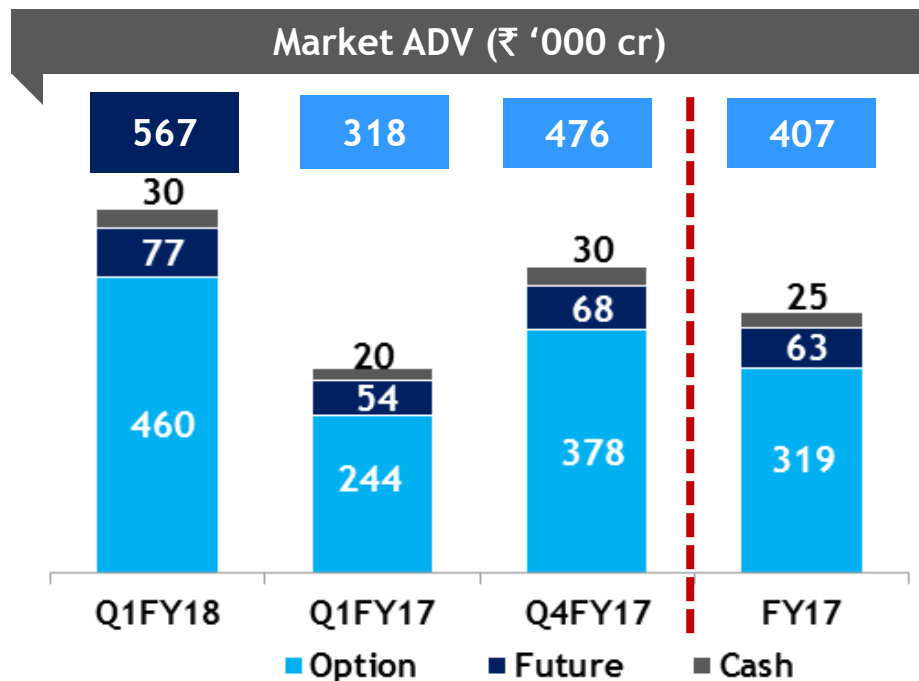
\* Customer Assets includes loans and credit substitutes

## Customer Assets\* (₹ cr) & NNPA (%)



₹ cr	Q1FY18	Q1FY17	Q4FY17	FY17
NII	73	60	77	270
Other Income	7	12	23	81
NII and Other Income	80	72	100	351
Profit Before Tax	69	61	83	290
Profit After Tax	45	40	56	196
CAR (%)				16.8
ROA (%) - annualised				3.1

\* Customer Assets includes loans and credit substitutes



₹ cr	Q1FY18	Q1FY17	Q4FY17	FY17
Total Income	365	238	366	1,184
Profit Before Tax	187	92	182	543
Profit After Tax	125	60	121	361
Market Share * (%) (YTD)	1.9	2.4	2.2	2.2

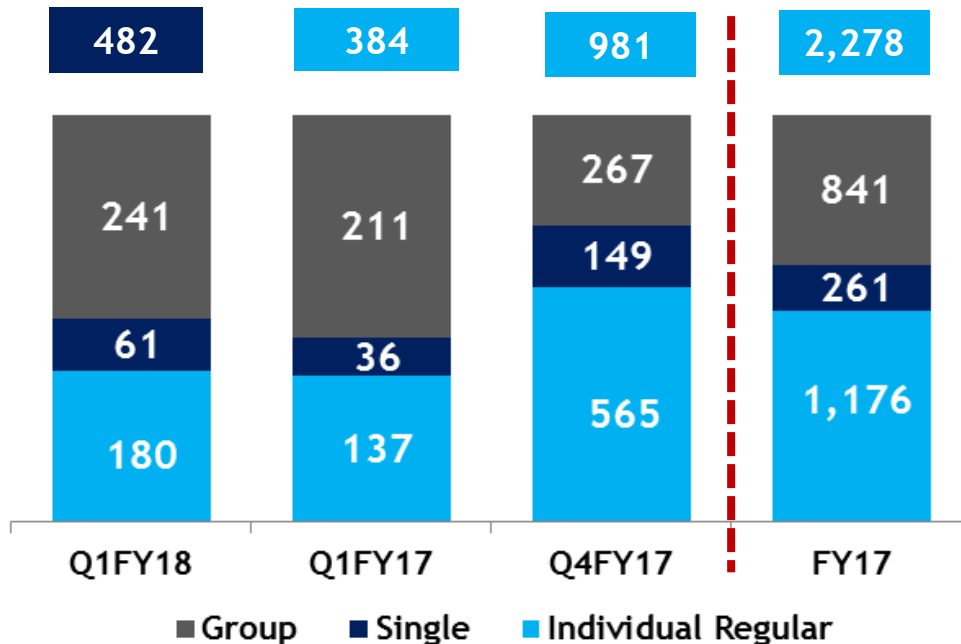
\*excluding BSE Derivative segment

Kotak Securities services has registered customer base of ~ 1.4 million secondary market customers through 1,455 branches, franchises and referral co-ordinators

# Kotak Mahindra Old Mutual Life Insurance



## New Business Premium (₹ cr)



## Highlights

- Individual Regular NBP grew at 31% YoY. of which ULIP is 33%
- Sum assured increased by 22% YoY
- Investment Performance of 100% Equity Funds in Quartile 1 on three and five year basis
- KLI Individual renewal premium grew 24.4% YoY
- KLI FY17 conservation ratio of 85.2%, best in the industry
- Claims settlement ratio FY17: 99.5%

₹ cr	Q1FY18	Q1FY17	Q4FY17	FY17
Capital	562	562	562	562
Other Reserves and Surplus	1,365	1,031	1,263	1,263
Total Premium	972	788	2,132	5,140
Profit After Tax	103	71	101	303
Solvency Ratio (x)	3.04	3.13	3.00	3.00

## Advisory



₹ 1,293 cr

Financial Advisor to Kotak Mahindra Bank for acquisition of 26% stake in Kotak Life from Old Mutual Plc



₹ 270 cr

Buyback of equity shares by Mindtree Limited via tender offer



Undisclosed

Financial Advisor to Rubique for primary fund raise

## Equity



₹ 15,000 cr

Qualified Institutional Placement of State Bank of India



₹ 5,803 cr

Qualified Institutional Placement of Kotak Mahindra Bank Limited



₹ 2,500 cr

Qualified Institutional Placement of Federal Bank Limited



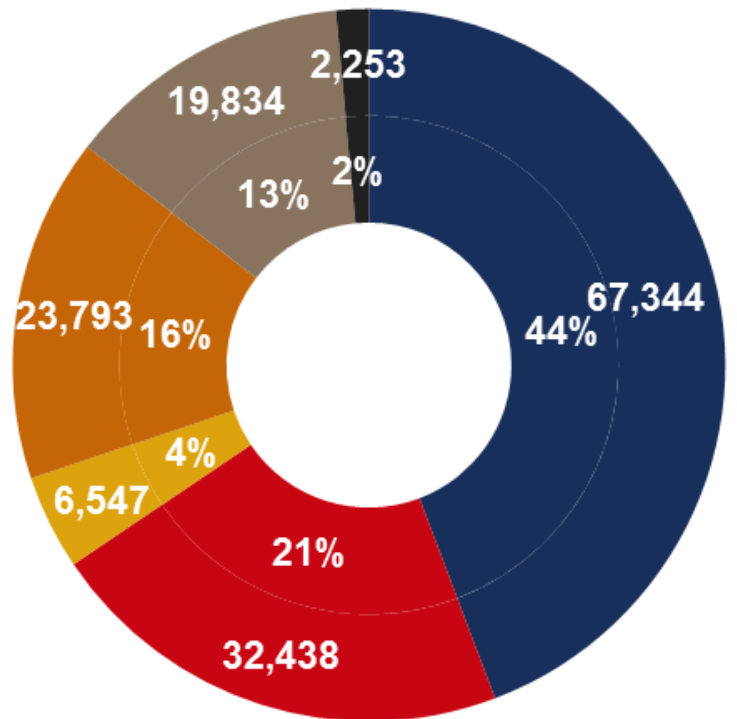
₹ 500 cr

Qualified Institutional Placement of Brigade Enterprises Limited

₹ cr	Q1FY18	Q1FY17	Q4FY17	FY17
Total Income	27	52	34	136
Profit Before Tax	8	31	15	61
Profit After Tax	5	23	11	46



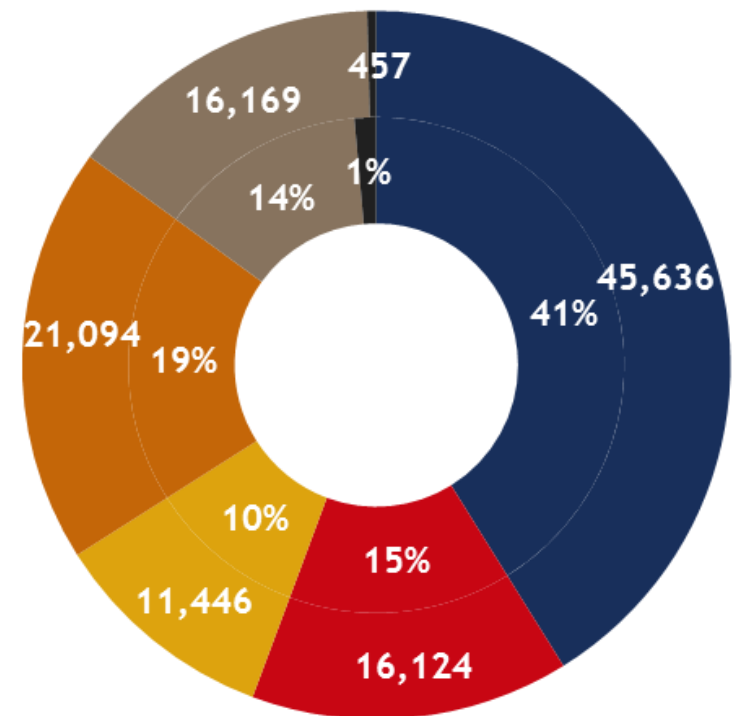
## Jun 30, 2017



- Domestic MF Debt
- Domestic MF Equity
- Alternate Asset
- Offshore Funds
- Insurance
- PMS

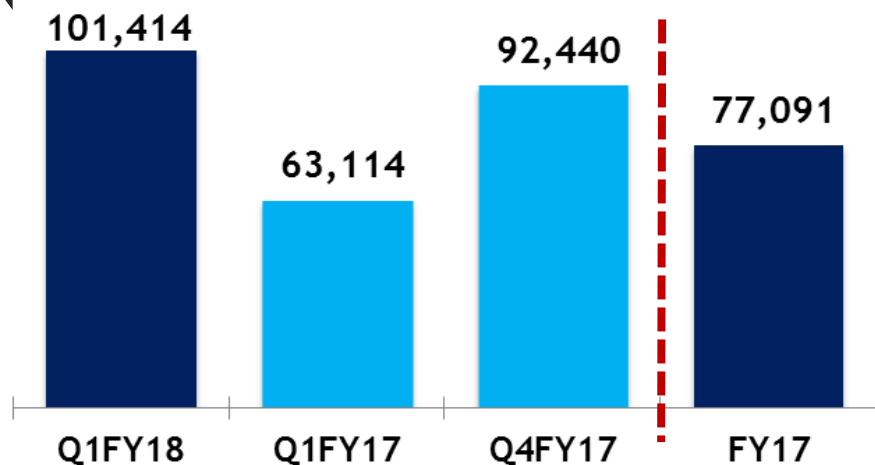
 **AUM ₹ 152,209 cr**

## Jun 30, 2016

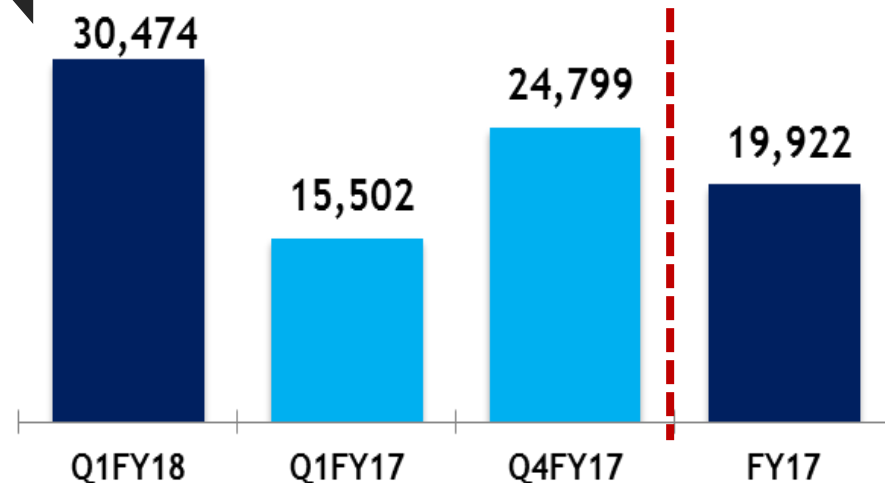


 **AUM ₹ 110,926 cr**

### Average Assets Under Management (₹ cr) - Overall



### Average Assets Under Management (₹ cr) - Equity

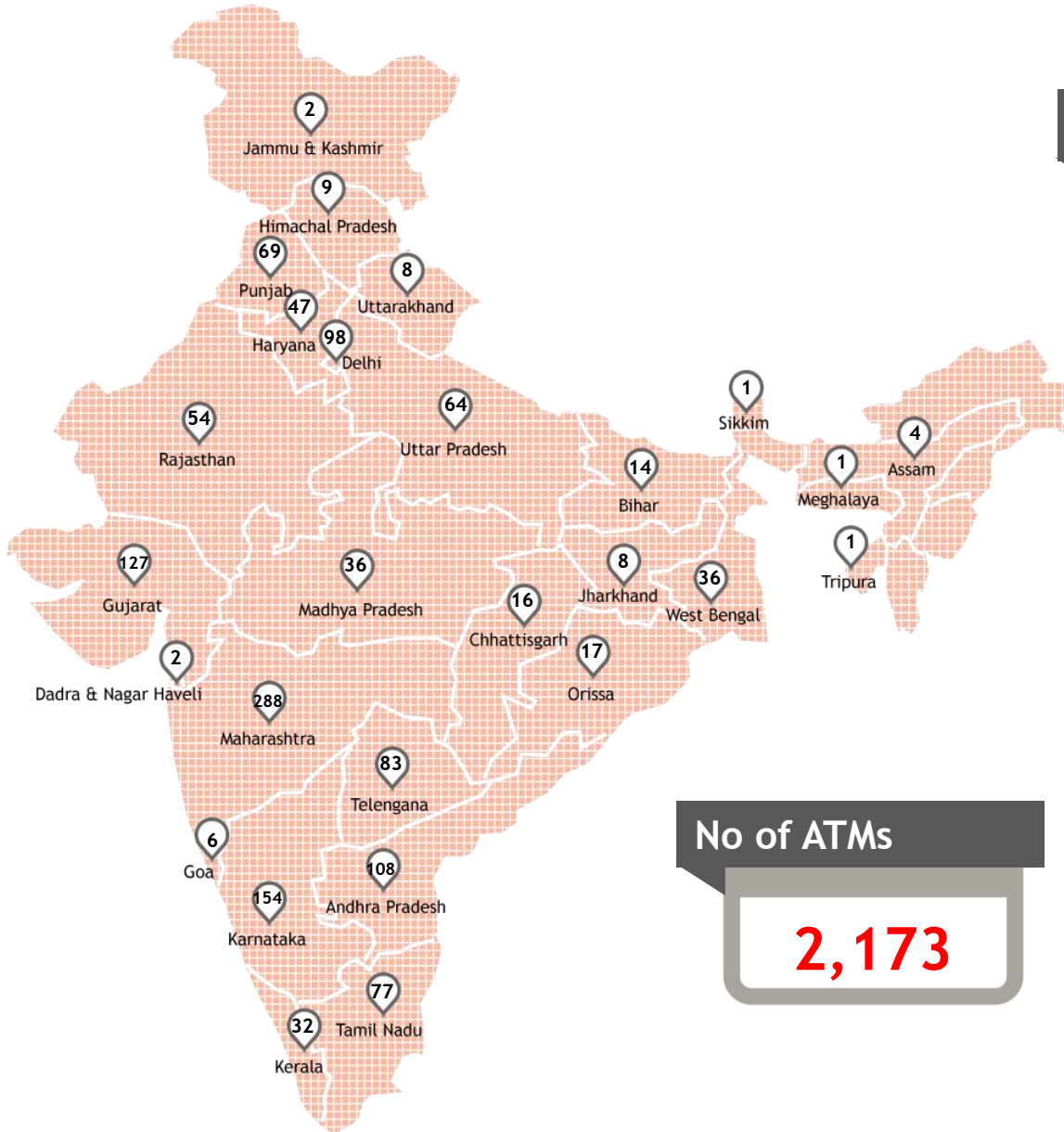


### Highlights

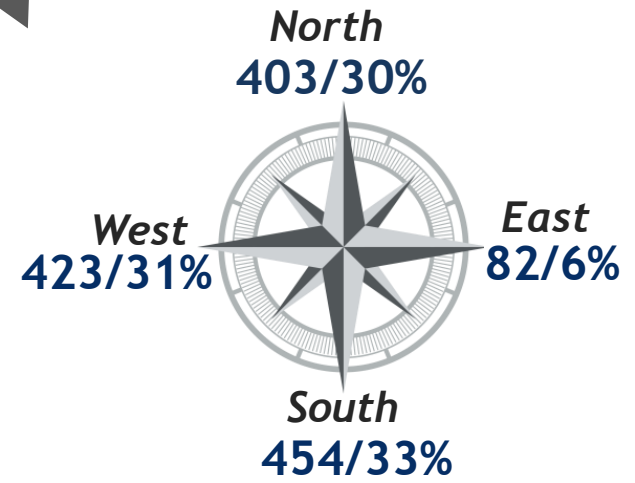
- AAUM crossed ₹ 100,000 cr during qtr
- Equity (ex-arbitrage) AAUM grew 118% Vs Industry growth of 55% YoY
- Overall Market share rose to 5.18% in Q1FY18 Vs. 4.36% in Q1FY17
- PMS AUM grew 7 times YoY

₹ cr	Q1FY18	Q1FY17	Q4FY17	FY17
Profit Before Tax	21	29	20	84
Profit After Tax	15	19	13	56

# Geographical Presence



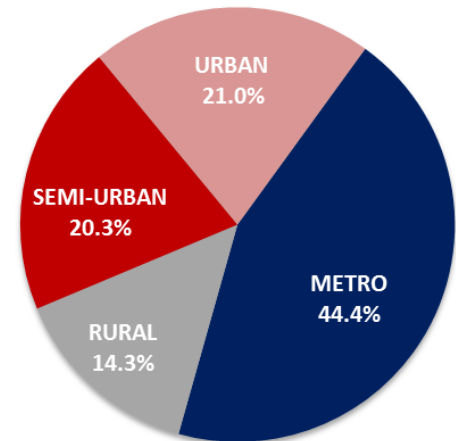
**Branches 1,362 [No./%]**



**No of ATMs**

**2,173**

**Branch Classification**



# Bank Awards & Recognition



- **Best Corporate & Investment Bank for India**  
Asiamoney Best Bank Awards 2017 - India
- **Fastest Growing Midsized Bank 2017**  
Business Today-Money Today Financial Awards
- **Best Growing Mid-Size Bank**  
Businessworld Magna Best Banks Awards 2017
- **Best Savings Bank Product**  
FE India's Best Banks Award 2015-16
- **National Payments Excellence Awards 2016 by NPCI:**  
**Best Mid-Sized Bank for excellent performance in:**
  - Cheque Truncation System
  - IMPS
- **Company with Great Managers**  
The Great Managers Award 2016 by People Business & Tol
- **AsiaMoney Cash Management Poll 2016**
  - Best Local Cash Management Bank in Indian mid-cap space

- **Best Cash Management Bank**  
Asian Banker Transaction Banking Awards 2017,2016 (India)
- **Best Private Bank in India**  
Euromoney Awards for Excellence, Asia 2015
- **Best Private Bank India**  
Global Private Banking Awards 2016
- **Best Private Bank India**  
FinanceAsia Country Awards 2016
- **Most Future Ready Bank**  
in Business Today-KPMG's Best Bank Study 2015
- **Finnoviti Award 2016**  
for Bharat Banking App  
Banking Frontier's magazine
- **Mr. Narayan SA recognized as CA Business Leader**  
Banking at ICAI Awards 2016
- **Mr. G Murlidhar recognized as CA Business Leader**  
Banking at ICAI Awards 2016
- **Ms. Shanti Ekambaram**  
One of the 50 Most Powerful Women in the country  
Fortune India

- **Company of the Year 2016**  
The Economic Times Awards for Corporate Excellence
- **Mr. Uday Kotak**  
**Business Leader**  
LakshmiPat Singhania IIM Lucknow National Leadership Awards 2017
- **Businessman of The Year 2016 - Business India**
- **Best Transformational Leader Award 2015**  
Asian Centre for Corporate Governance & Sustainability in 2016
- **Business Leader of the year**  
ET Awards 2015
- **Entrepreneur of the Year**  
Forbes India Leadership Awards 2015

# Awards and Recognition



## Securities Advisory Firm of the Year in India

Corporate Intl Global Awards - 2017, 2016, 2014, 2012

## The Asset Triple A Country Awards 2016, India

- Best Equity House
- Best IPO, QIP
- Best M&A Deal

## IPO Dealmaker of the Year

Businessworld PwC I-Banking Survey 2016

## Best Domestic Equity House

Asiamoney - 2016

## Best Domestic Investment Bank and Best Domestic Equity House over the last 20 years

FinanceAsia Platinum Awards -20 Years of Excellence

## Best Broker in India

FinanceAsia Country Awards for Achievement 2015

## BSE recognised K-Sec (FY 15-16)

- Top 5 in Equity Retail Segment, Equity Institutional Segment
- Top 3 in OFS Segment

## NSDL Star Performer Awards, 2016

#1 in New Accounts opened (Non-Bank category)

## Institutional Investor's 2016

- #1 in All-India Research Team
- #1 in All-India Sales Team

## Asiamoney Brokers Poll 2015

- #1 in Overall Research for India
- #2 in Execution for India
- #3 for Most Independent Research Brokerage
- India's Best Local Brokerage - 11<sup>th</sup> year in a row

## Business World Award

Excellence in L&D for 2016

## Special award for Innovative Approach to Investor Awareness

Outlook Money

## Best new ETF and ETF Manager of the Year -India

ETF I - ETF & Indexing Awards 2016 by Asia Asset Management - Hong Kong

## I - invest (London) in 2016 ETF Awards

- Best Asia - Focused ETF Manager
- Best Open-Ended Gold ETF (Since inception): Kotak Gold ETF

This presentation is for information purposes only and does not constitute an offer, solicitation or advertisement with respect to the purchase or sale of any security of Kotak Mahindra Bank Limited (the “Bank”) and no part of it shall form the basis of or be relied upon in connection with any contract or commitment whatsoever. No offering of securities of the Bank will be made except by means of a statutory offering document containing detailed information about the Bank.

This presentation is not a complete description of the Bank. Certain statements in the presentation contain words or phrases that are forward looking statements. All forward-looking statements are subject to risks, uncertainties and assumptions that could cause actual results to differ materially from those contemplated by the relevant forward looking statement. Any opinion, estimate or projection herein constitutes a judgment as of the date of this presentation, and there can be no assurance that future results or events will be consistent with any such opinion, estimate or projection. The information in this presentation is subject to change without notice, its accuracy is not guaranteed, it may be incomplete or condensed and it may not contain all material information concerning the Bank. We do not have any obligation to, and do not intend to, update or otherwise revise any statements reflecting circumstances arising after the date of this presentation or to reflect the occurrence of underlying events, even if the underlying assumptions do not come to fruition.

All information contained in this presentation has been prepared solely by the Bank. No information contained herein has been independently verified by anyone else. No representation or warranty (express or implied) of any nature is made nor is any responsibility or liability of any kind accepted with respect to the truthfulness, completeness or accuracy of any information, projection, representation or warranty (expressed or implied) or omissions in this presentation. Neither the Bank nor anyone else accepts any liability whatsoever for any loss, howsoever, arising from any use or reliance on this presentation or its contents or otherwise arising in connection therewith. This presentation may not be used, reproduced, copied, distributed, shared, or disseminated in any other manner.

The distribution of this document in certain jurisdictions may be restricted by law and persons into whose possession this presentation comes should inform themselves about, and observe, any such restrictions.

Figures for the previous period/ year have been regrouped wherever necessary to conform to current period’s / year’s presentation. Totals in some columns/ rows may not agree due to rounding off.

## Contact

Jaimin Bhatt / Nimesh Kampani

Kotak Mahindra Bank Limited

Tel: +91 22 61660000

E-mail: [investor.relations@kotak.com](mailto:investor.relations@kotak.com)